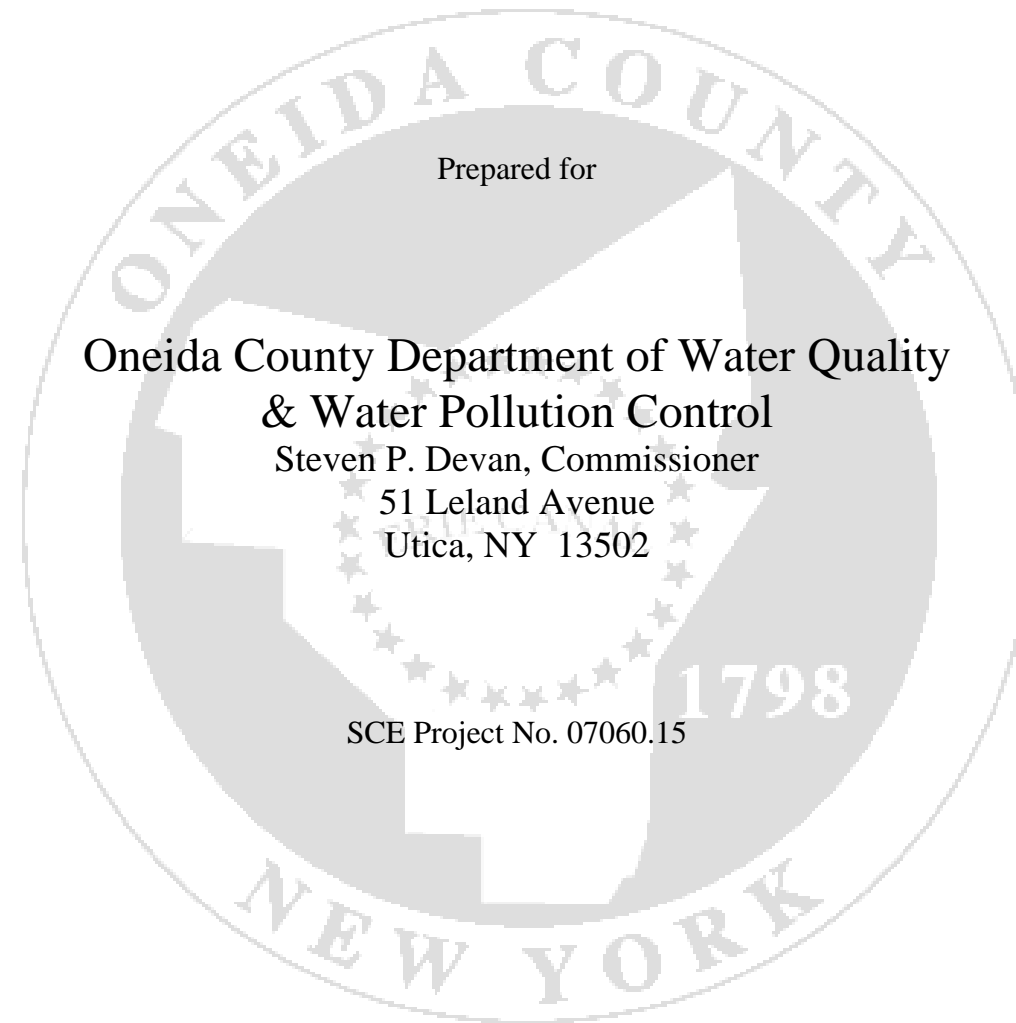


VOLUME II

**SAUQUOIT CREEK PUMPING STATION
SANITARY SEWER OVERFLOW MITIGATION PLAN
ONEIDA COUNTY SEWER DISTRICT**

APPENDICES



July 7, 2010



Utica, NY

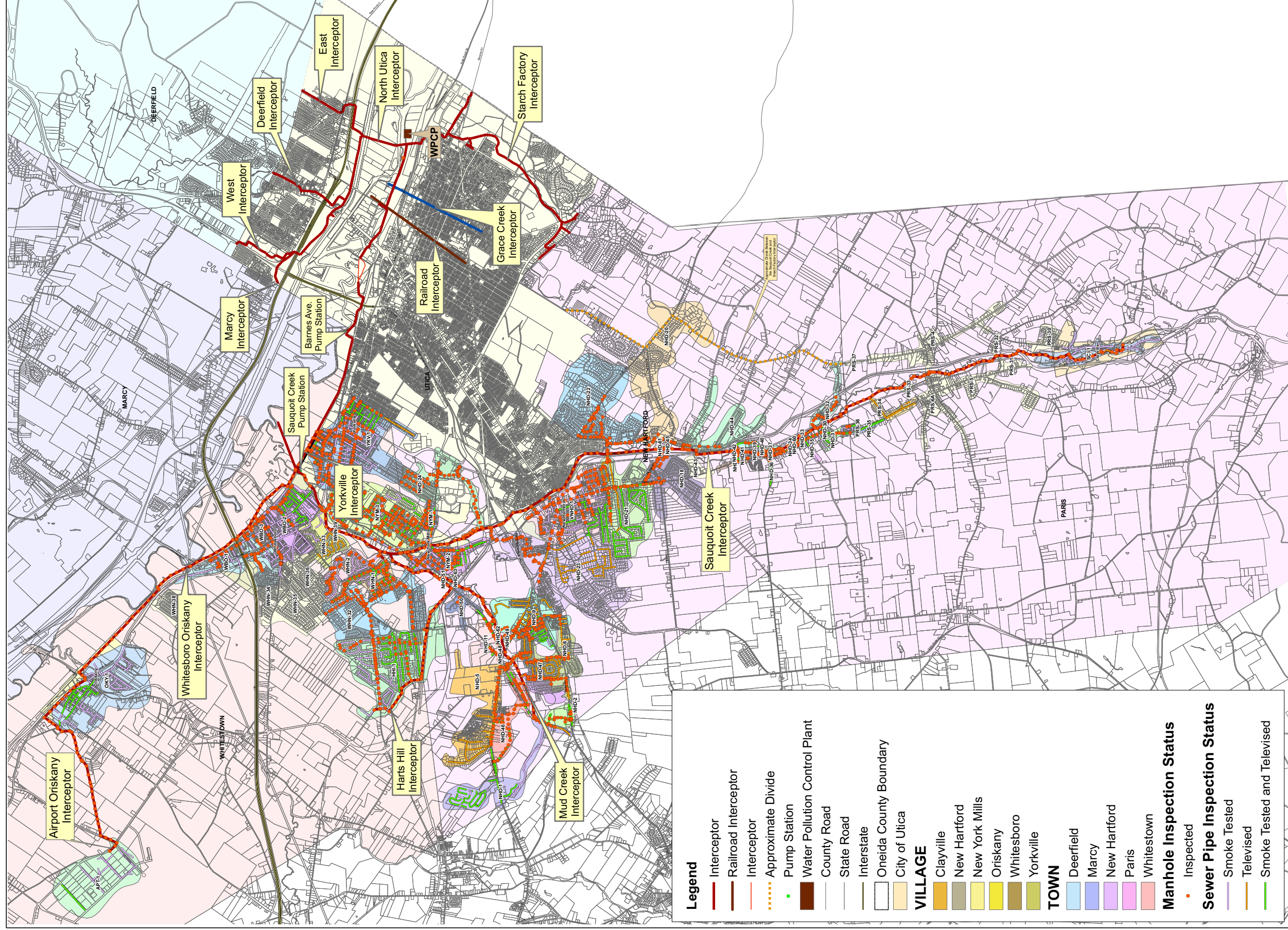


Cazenovia, NY



Liverpool, NY

APPENDIX A
INSPECTION STATUS MAPS



Legend

- Interceptor
- Railroad Interceptor
- Interceptor
- Approximate Divide
- Pump Station
- Water Pollution Control Plant
- County Road
- State Road
- Interstate
- Oneida County Boundary
- City of Utica

VILLAGE

- Clayville
- New Hartford
- New York Mills
- Oriskany
- Whitesboro
- Yorkville

TOWN

- Deerfield
- Marcy
- New Hartford
- Paris
- Whitestown

Manhole Inspection Status

- Inspected

Sewer Pipe Inspection Status

- Smoke Tested
- Televised
- Smoke Tested and Televised

Scale:

1 inch = 2,000 feet



STEARNS & WHEELER
Environmental Engineers & Scientists

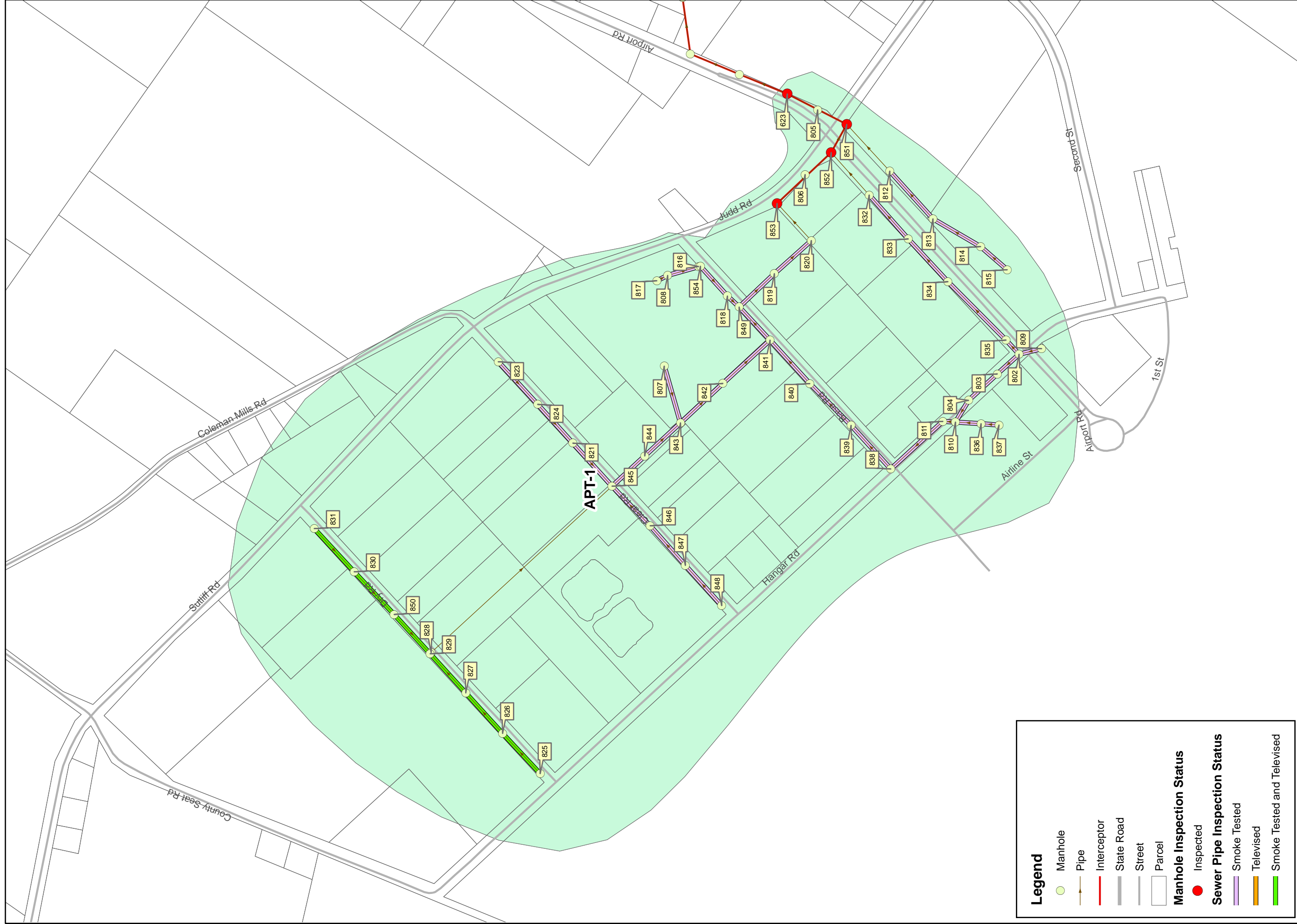
BROWN AND CALDWELL

July 2010



Sauquoit Creek Pumping Station Basin INSPECTION STATUS MAP

Oneida County, NY



Legend

- Manhole
- Pipe
- Interceptor
- State Road
- Street
- Parcel

Manhole Inspection Status

- Inspected

Sewer Pipe Inspection Status

- Smoke Tested
- Televised
- Smoke Tested and Televised

Scale:
1 inch = 600 feet

0 300 600 1,200 Feet



STEARNS & WHEELER
CLIENTS | PEOPLE | PERFORMANCE

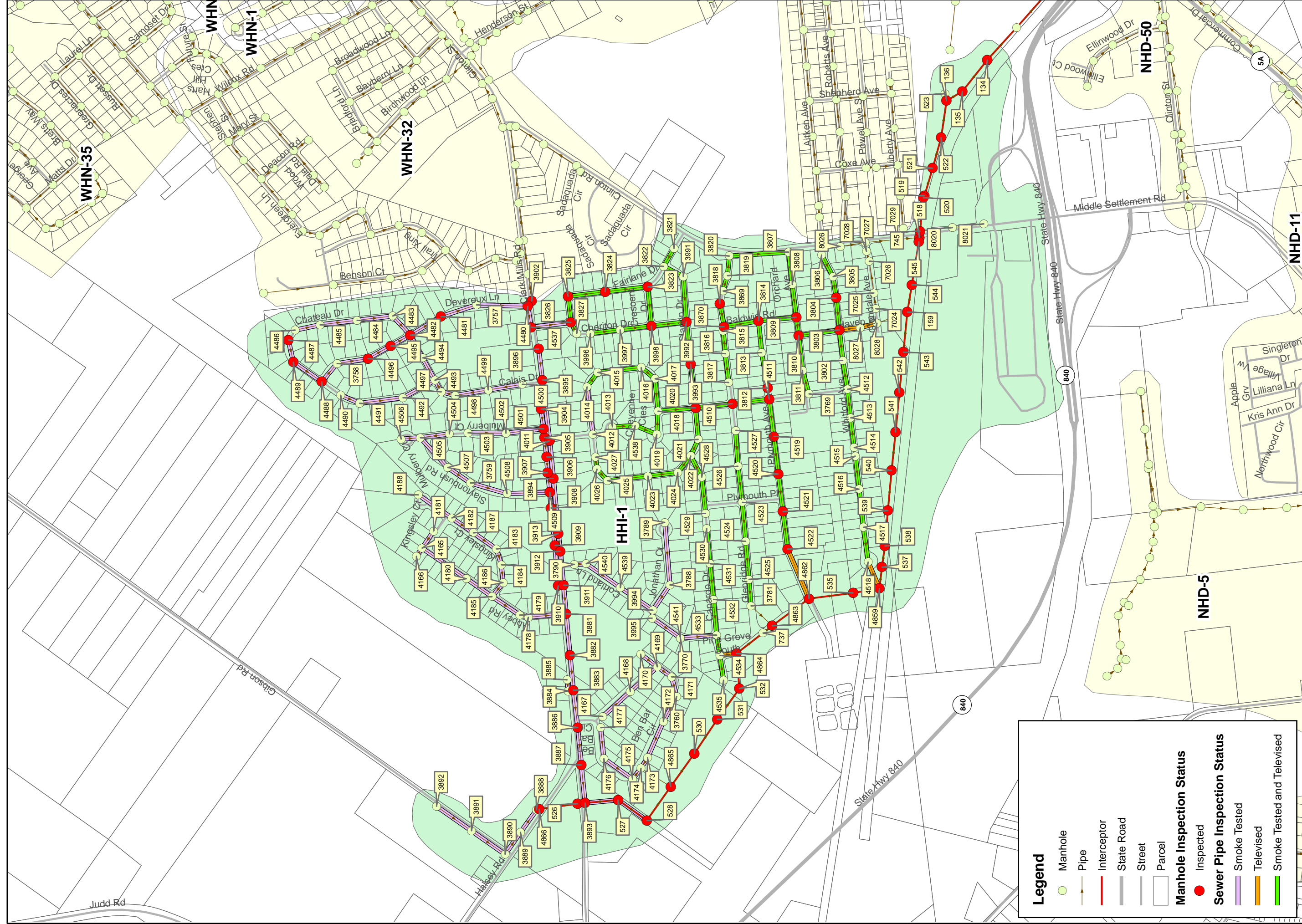
BROWN AND CALDWELL

July 2010

GHD

SHUMAKER
Consulting Engineers & Land Surveyors, P.C.

Sauquoit Creek Pumping Station Basin Inspection Status Airport - APT-1



Legend

- Manhole
- Pipe
- Interceptor
- State Road
- Street
- Parcel

Manhole Inspection Status

- Inspected

Sewer Pipe Inspection Status

- Smoke Tested
- Televised
- Smoke Tested and Televised

Scale:
1 inch = 800 feet

0 400 800 1,600 Feet



STEARNS & WHEELER
CLIENTS' PEOPLE PERFORMANCE

BROWN AND CALDWELL

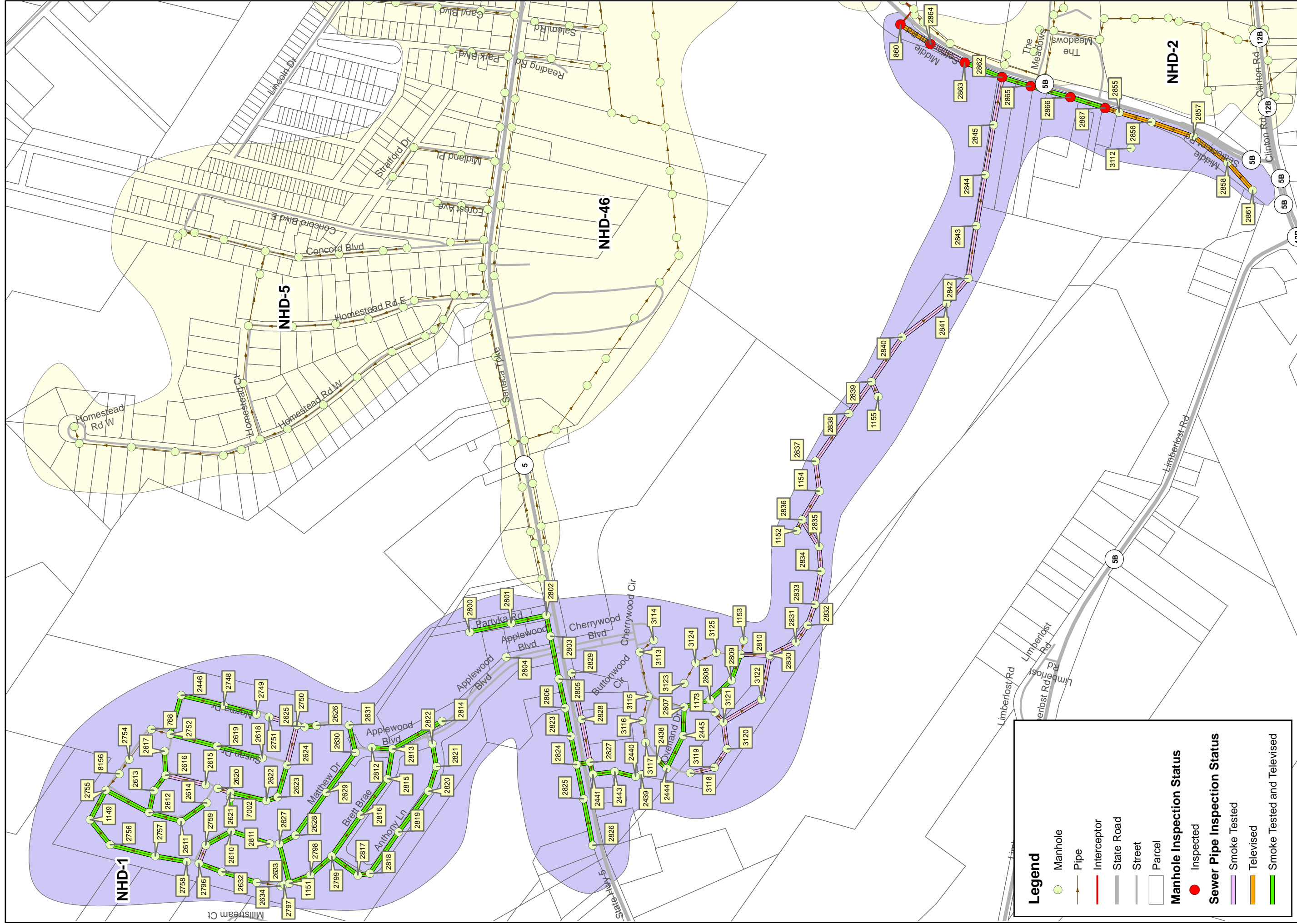
July 2010

SHUMAKER
Consulting Engineers & Land Surveyors, P.C.

Sauquoit Creek Pumping Station Basin

Inspection Status

Harts Hill Inn - HHI-1



Legend

- Manhole (Green circle)
- Pipe (Brown line)
- Interceptor (Red line)
- State Road (Grey line)
- Street (Light grey line)
- Parcel (White outline)

Manhole Inspection Status

- Inspected (Red circle)

Sewer Pipe Inspection Status

- Smoke Tested (Purple line)
- Televised (Orange line)
- Smoke Tested and Televised (Green line)

Scale:
1 inch = 600 feet
0 300 600 Feet



Sauquoit Creek Pumping Station Basin Inspection Status New Hartford (T) - NHD-1

STEARNS & WHEELER
CLIENTS' PEOPLE PERFORMANCE

BROWN AND CALDWELL

July 2010

GHD

SHUMAKER
Consulting Engineers & Land Surveyors, P.C.



Legend

- Manhole
- Pipe
- Interceptor
- State Road
- Street
- Parcel

Manhole Inspection Status

- Inspected

Sewer Pipe Inspection Status

- Smoke Tested
- Televised
- Smoke Tested and Televised

Scale:
1 inch = 200 feet

0 100 200 400 Feet



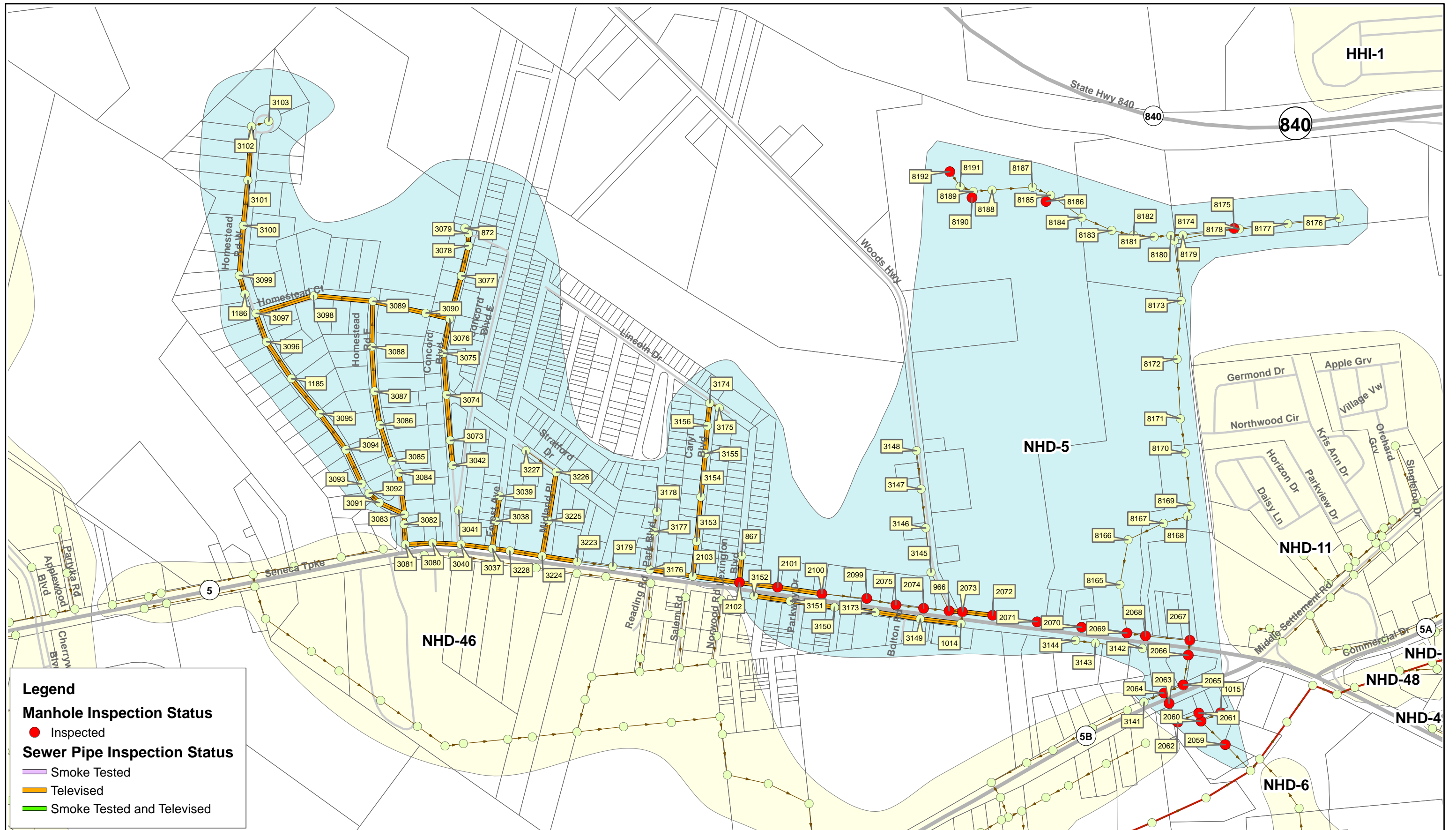
**Sauquoit Creek Pumping Station Basin
Inspection Status
New Hartford (T) - NHD-2**

STEARNS & WHEELER
CLIENTS | PEOPLE | PERFORMANCE

BROWN AND CALDWELL

July 2010

SHUMAKER
Consulting Engineers & Land Surveyors, P.C.



Legend

Manhole Inspection Status

- Inspected

Sewer Pipe Inspection Status

- Smoke Tested
- Televised
- Smoke Tested and Televised

Scale:
1 inch = 600 feet

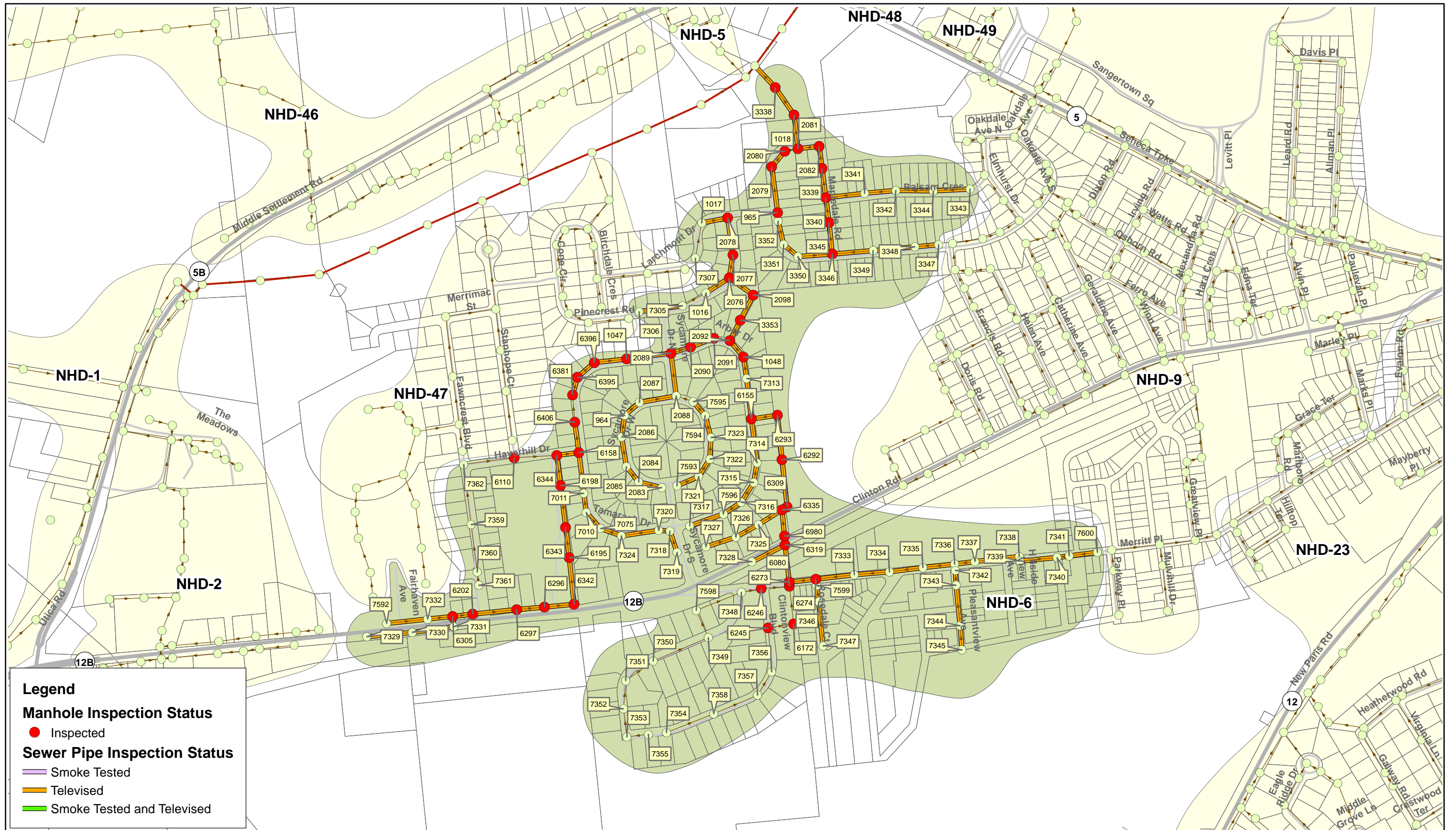
- Manhole
- Pipe
- Interceptor
- State Road
- Street
- Parcel



July 2010



Sauquoit Creek Pumping Station Basin
Inspection Status
New Hartford (T) - NHD-5



Legend

Manhole Inspection Status

- Inspected

Sewer Pipe Inspection Status

- Smoke Tested
- Televised
- Smoke Tested and Televised

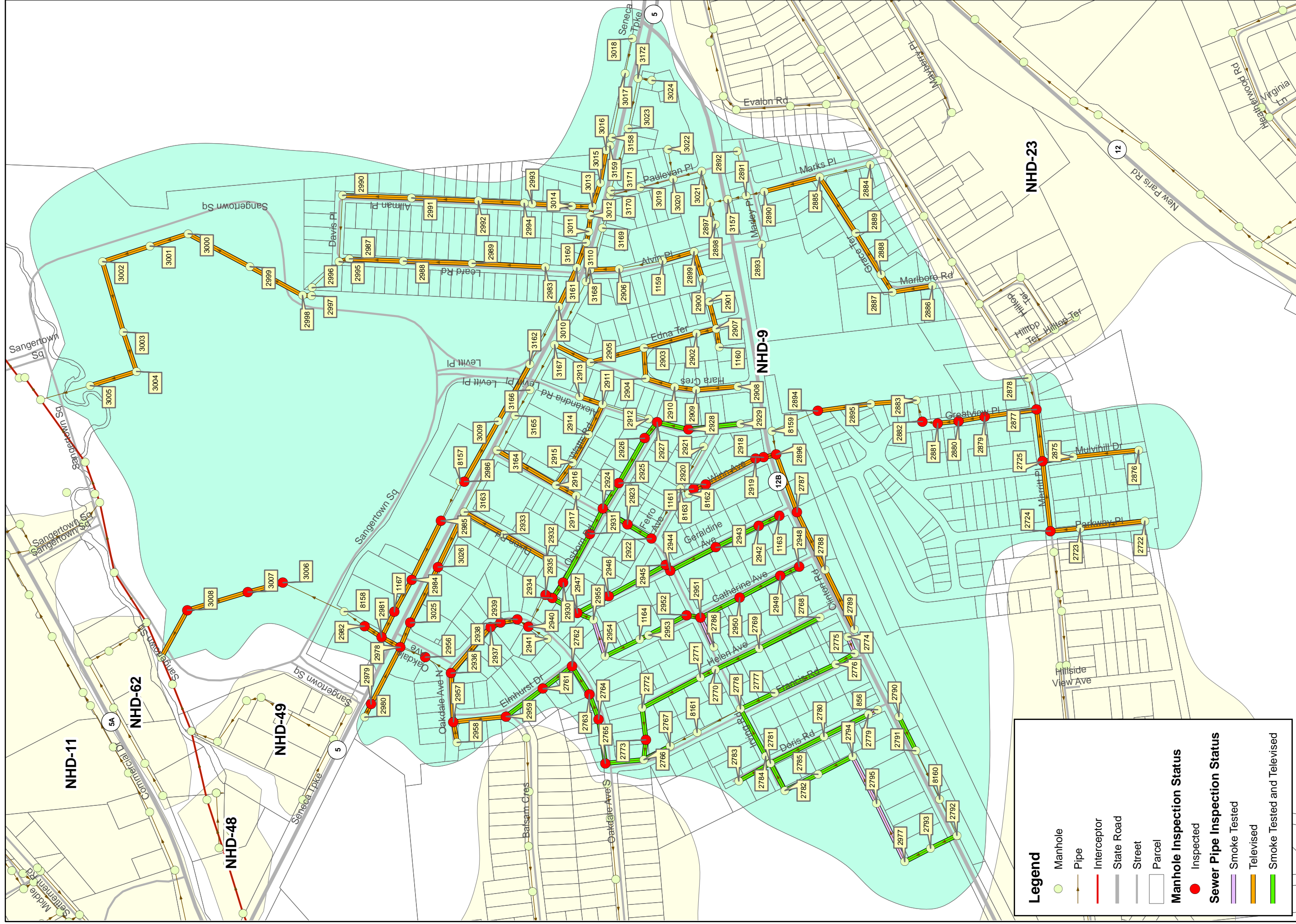
Scale:
1 inch = 600 feet

- Manhole
- Pipe
- Interceptor
- State Road
- Street
- Parcel

July 2010



Sauquoit Creek Pumping Station Basin
Inspection Status
New Hartford (T) - NHD-6



Legend

- Manhole
- Pipe
- Interceptor
- State Road
- Street
- Parcel

Manhole Inspection Status

- Inspected

Sewer Pipe Inspection Status

- Smoke Tested
- Televised
- Smoke Tested and Televised

Scale:
1 inch = 400 feet

0 200 400 800 Feet



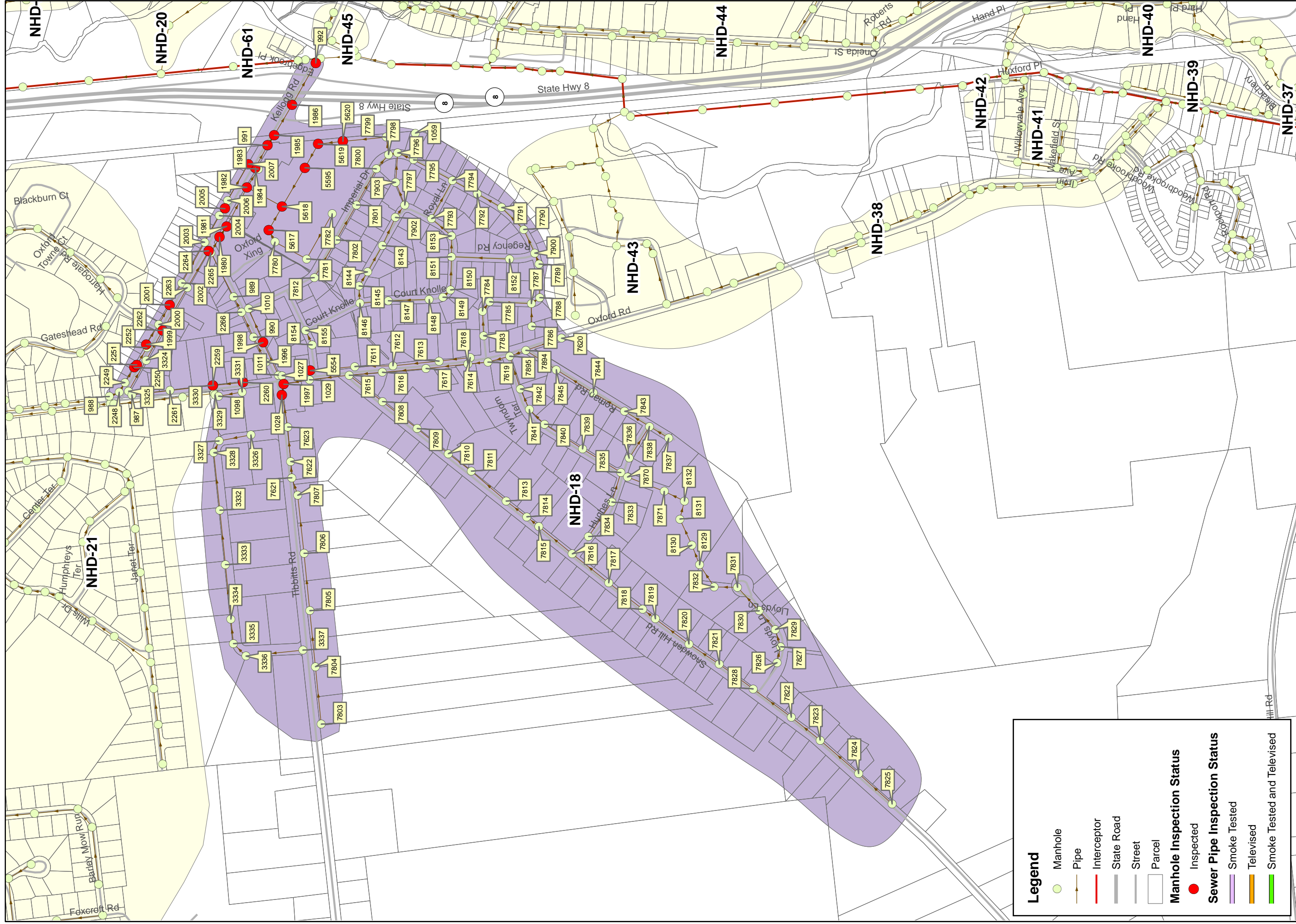
STEARNS & WHEELER
CLIENTS' PEOPLE PERFORMANCE

BROWN AND CALDWELL

July 2010

SHUMAKER
Consulting Engineers & Land Surveyors, P.C.

Sauquoit Creek Pumping Station Basin Inspection Status New Hartford (T) - NHD-9



Legend

- Manhole
 - Pipe
 - Interceptor
 - State Road
 - Street
 - Parcel
- Manhole Inspection Status**
- Inspected
- Sewer Pipe Inspection Status**
- Smoke Tested
 - Televised
 - Smoke Tested and Televised

Scale:

1 inch = 600 feet

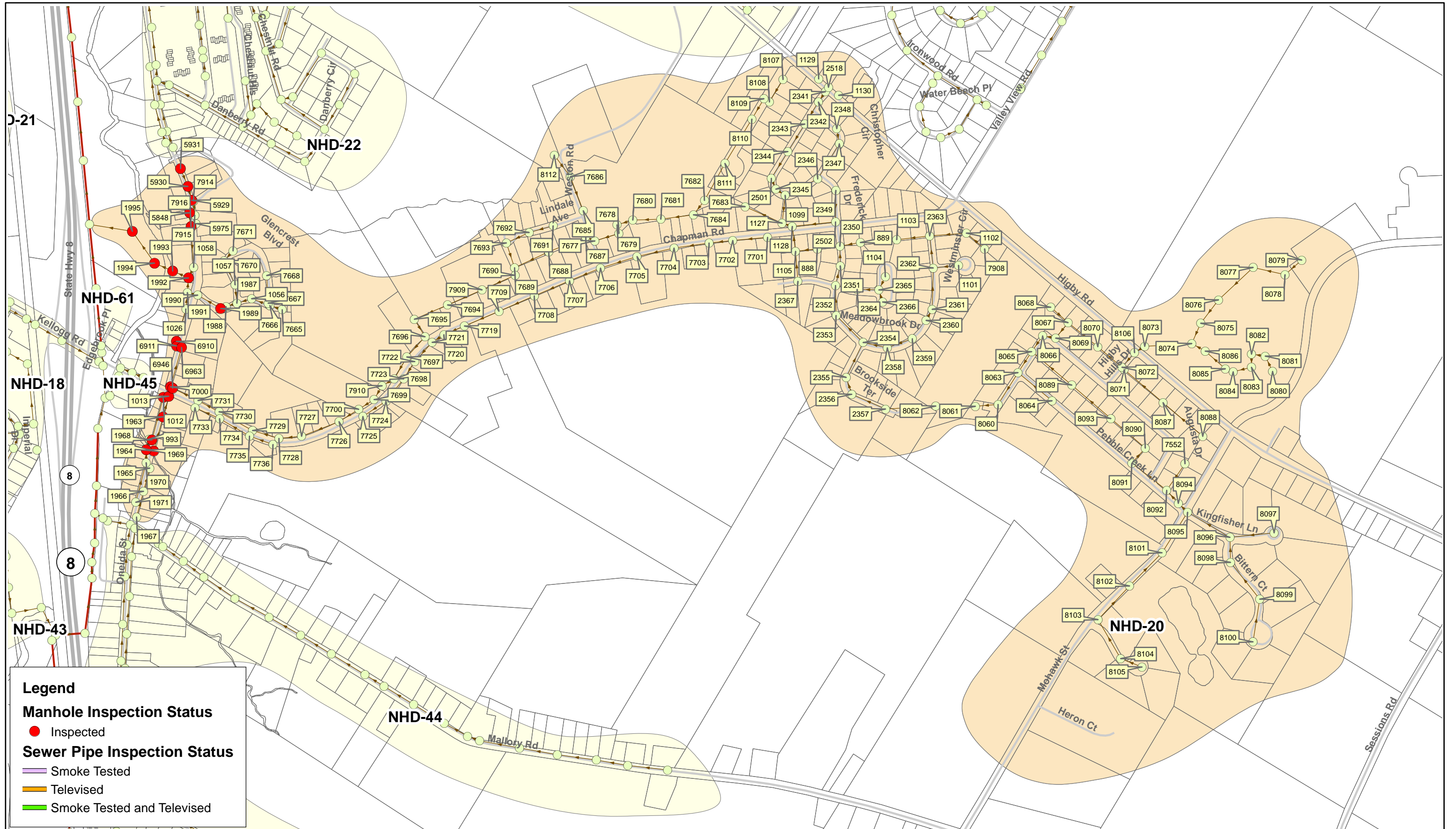


**Sauquoit Creek Pumping Station Basin
Inspection Status
New Hartford (T) - NHD-18**





July 2010



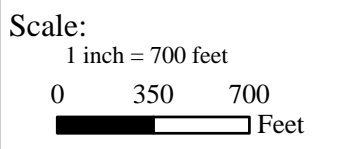
Legend

Manhole Inspection Status

- Inspected

Sewer Pipe Inspection Status

- Smoke Tested
- Televised
- Smoke Tested and Televised



- Manhole
- Pipe
- Interceptor
- State Road
- Street
- Parcel



STEARNS & WHEELER
CLIENTS | PEOPLE | PERFORMANCE



July 2010



**Sauquoit Creek Pumping Station Basin
Inspection Status
New Hartford (T) - NHD-20**



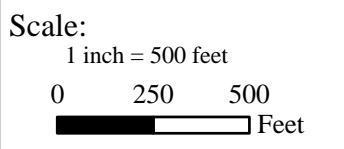
Legend

Manhole Inspection Status

- Inspected

Sewer Pipe Inspection Status

- Smoke Tested
- Televised
- Smoke Tested and Televised



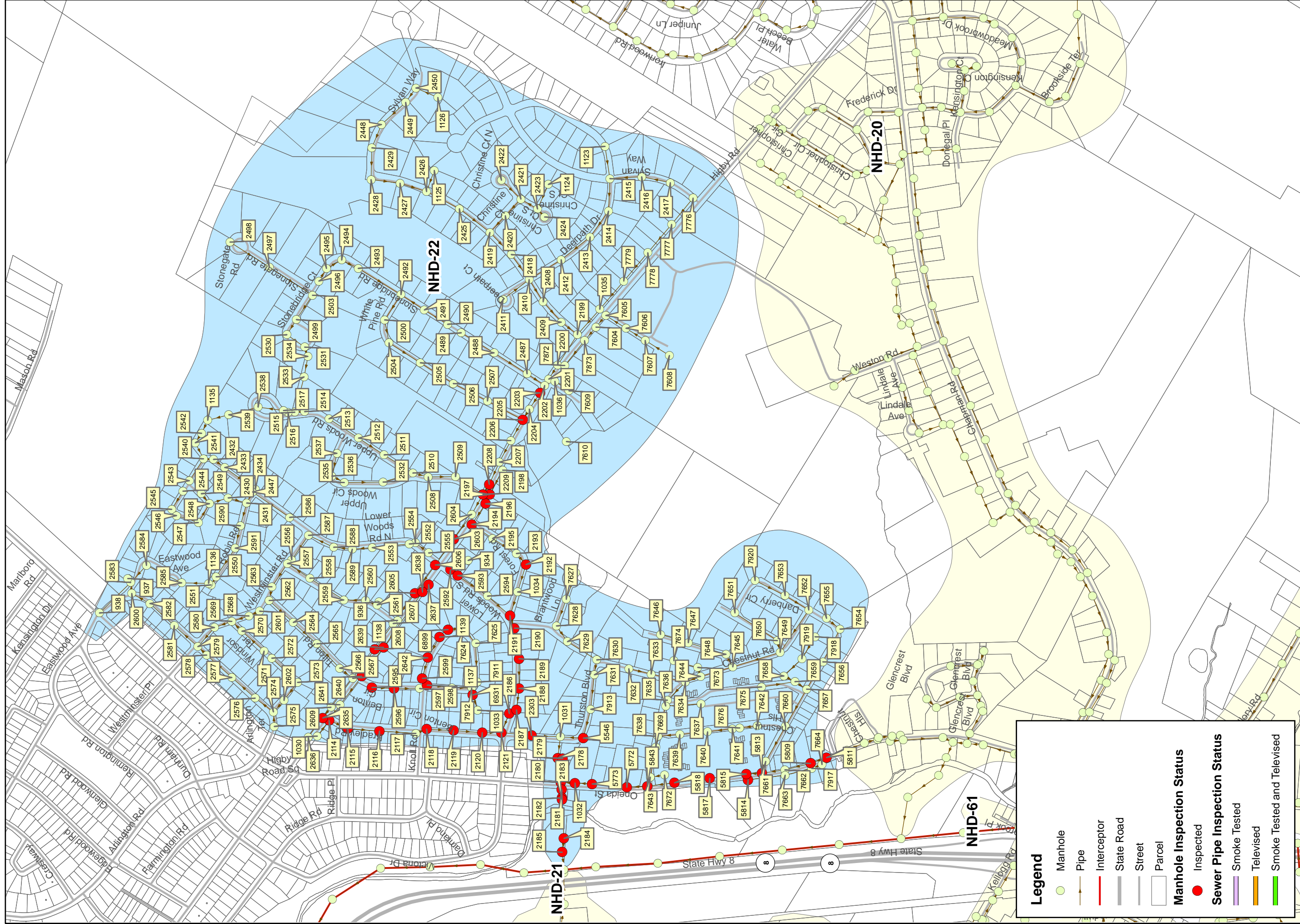
- Manhole
- Pipe
- Interceptor
- State Road
- Street
- Parcel



July 2010



Sauquoit Creek Pumping Station Basin
Inspection Status
New Hartford (T) - NHD-21



Legend

- Manhole
- Pipe
- Interceptor
- State Road
- Street
- Parcel

Manhole Inspection Status

- Inspected

Sewer Pipe Inspection Status

- Smoke Tested
- Televised
- Smoke Tested and Televised

Scale:

1 inch = 700 feet



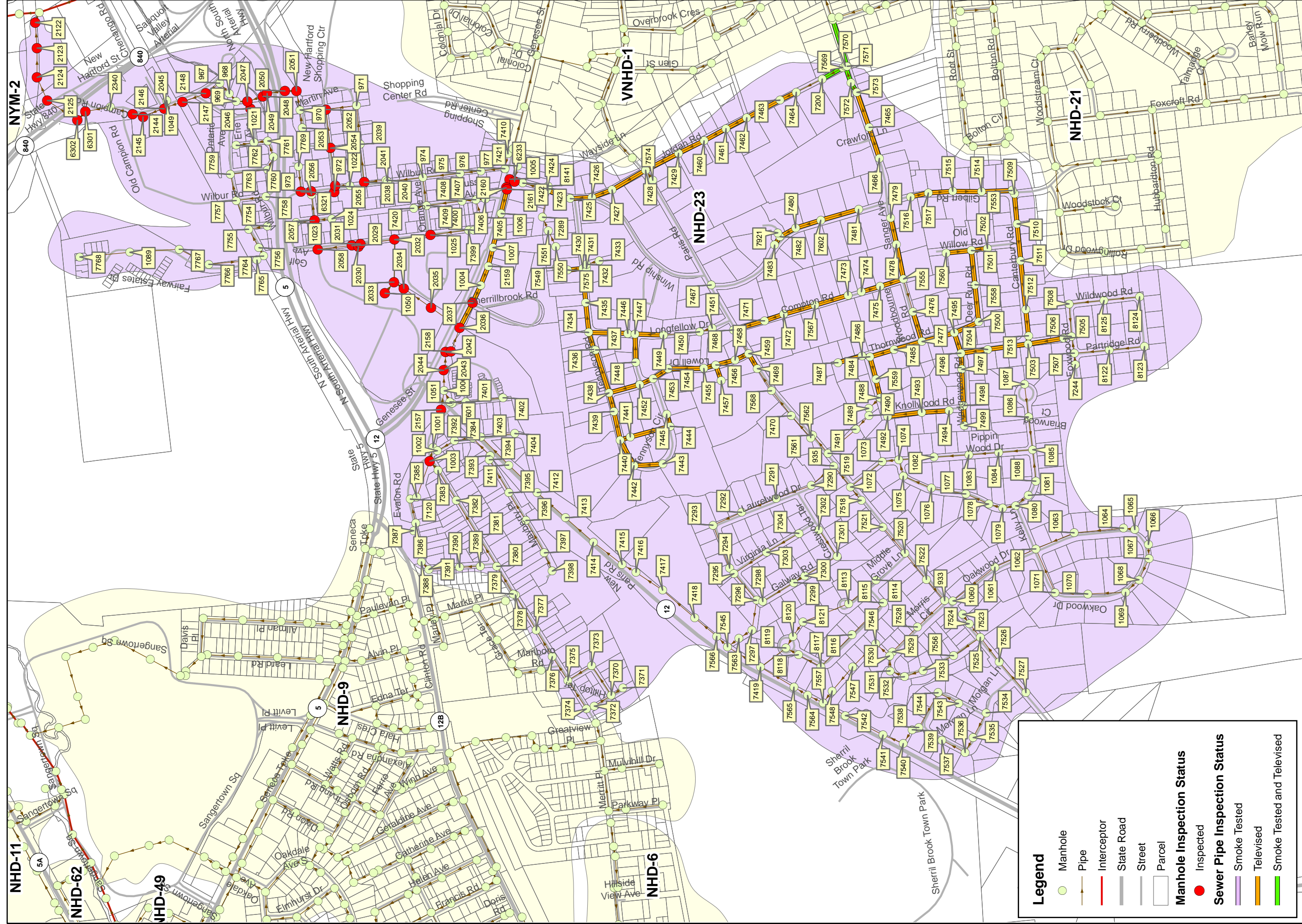
Sauquoit Creek Pumping Station Basin Inspection Status New Hartford (T) - NHD-22

STEARNS & WHEELER
CLIENTS PEOPLE PERFORMANCE

BROWN AND CALDWELL

July 2010





Sauquoit Creek Pumping Station Basin Inspection Status New Hartford (T) - NHD-23



STEARNS & WHEELER
CLIENTS' PEOPLE PERFORMANCE

BROWN AND CALDWELL

July 2010

SHUMAKER
Engineering & Land Survey, P.C.

Scale:
1 inch = 700 feet

0 350 700 1,400 Feet

Legend

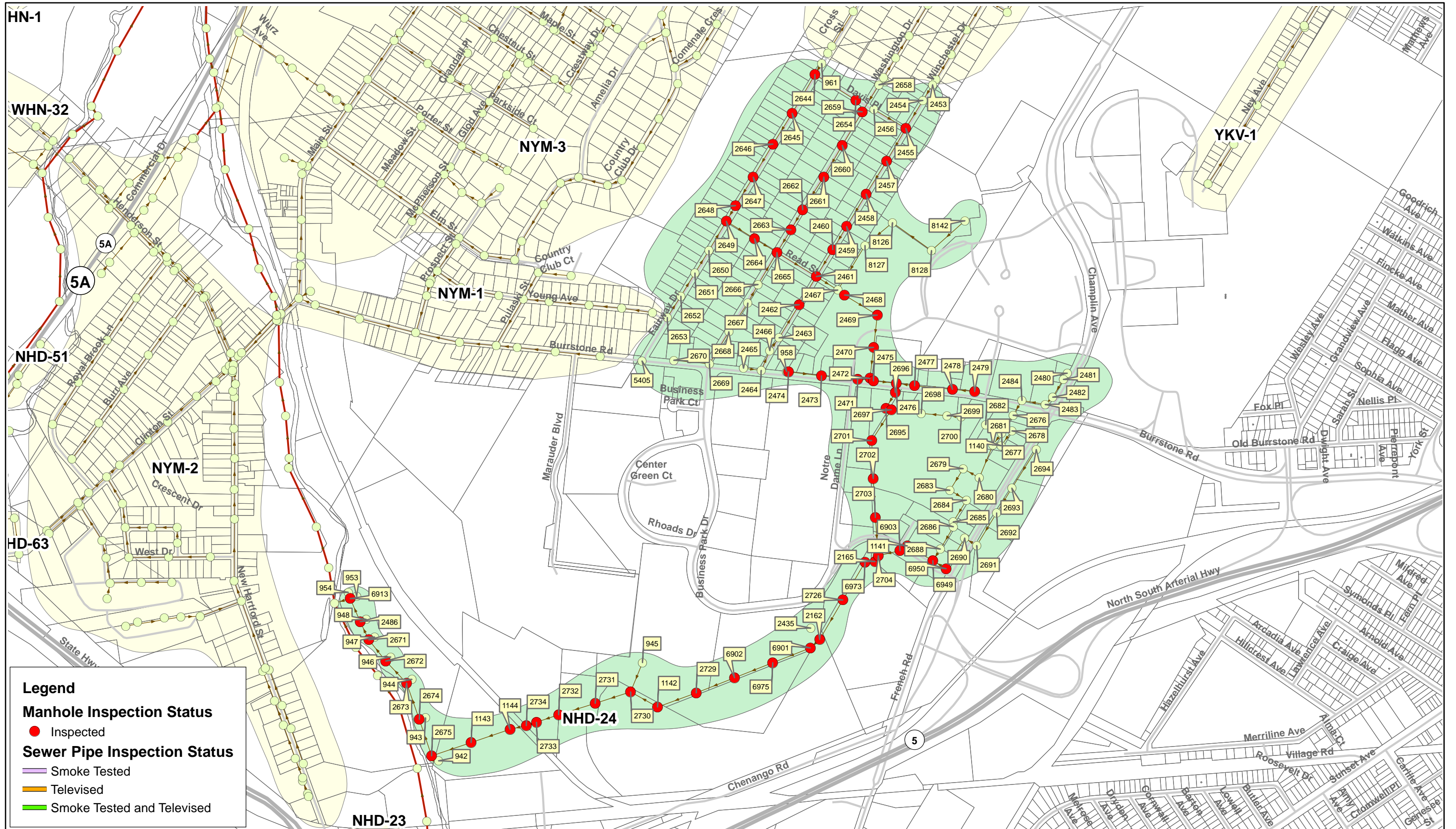
- Manhole (Green circle)
- Pipe (Orange line)
- Interceptor (Red line)
- State Road (Grey line)
- Street (Thin grey line)
- Parcel (Thin white line)

Manhole Inspection Status

- Inspected (Red circle)

Sewer Pipe Inspection Status

- Smoke Tested (Purple line)
- Televised (Orange line)
- Smoke Tested and Televised (Green line)



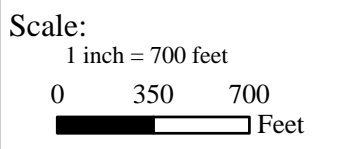
Legend

Manhole Inspection Status

- Inspected

Sewer Pipe Inspection Status

- Smoke Tested
- Televised
- Smoke Tested and Televised



- Manhole
- Pipe
- Interceptor
- State Road
- Street
- Parcel



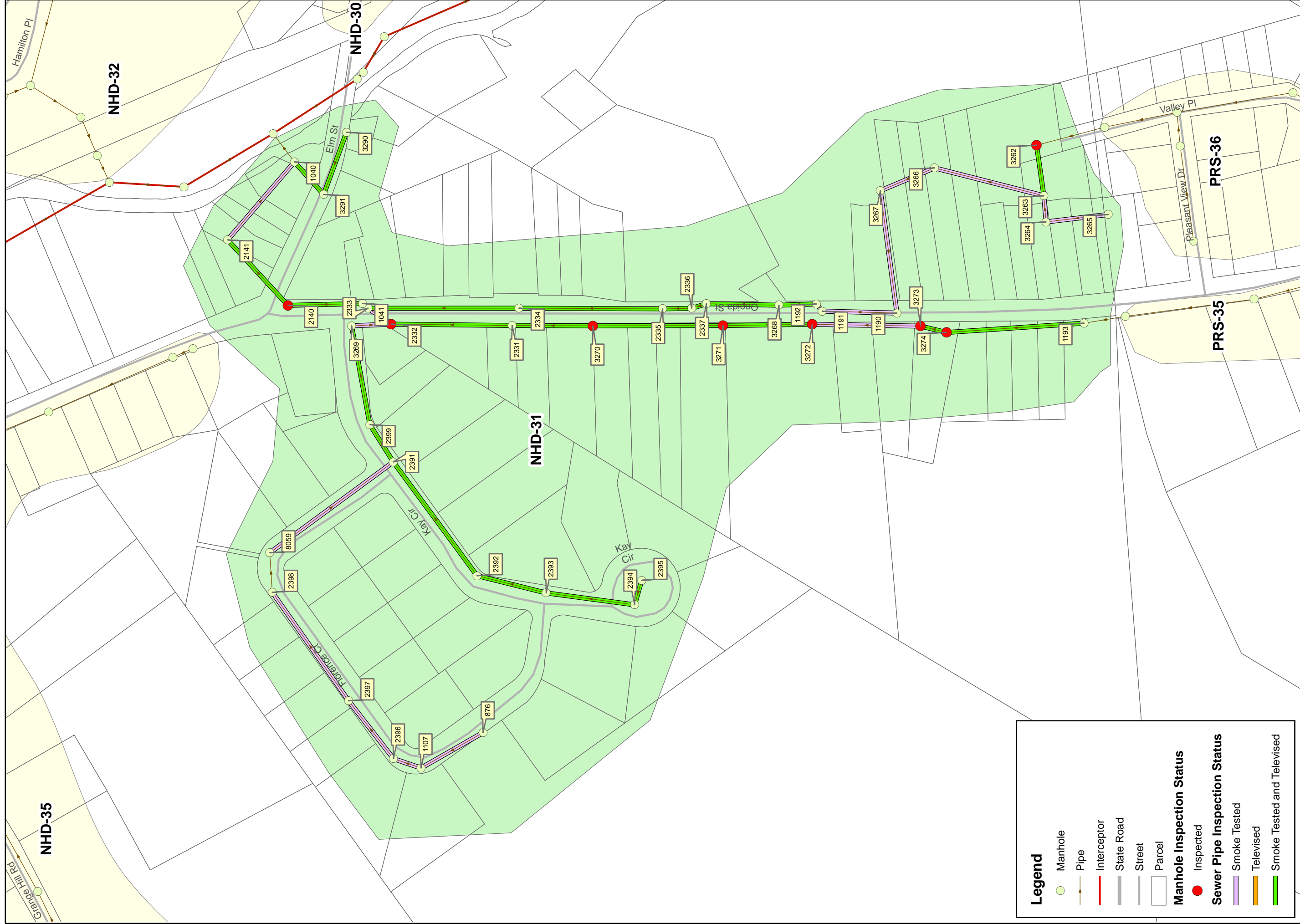
STEARNS & WHEELER
CLIENTS | PEOPLE | PERFORMANCE



July 2010



**Sauquoit Creek Pumping Station Basin
Inspection Status
New Hartford (T) - NHD-24**



Legend

- Manhole
- Pipe
- Interceptor
- State Road
- Street
- Parcel

Manhole Inspection Status

- Inspected

Sewer Pipe Inspection Status

- Smoke Tested
- Televised
- Smoke Tested and Televised

Scale:
1 inch = 200 feet

0 100 200 400 Feet



**Sauquoit Creek Pumping Station Basin
Inspection Status
New Hartford (T) - NHD-31**

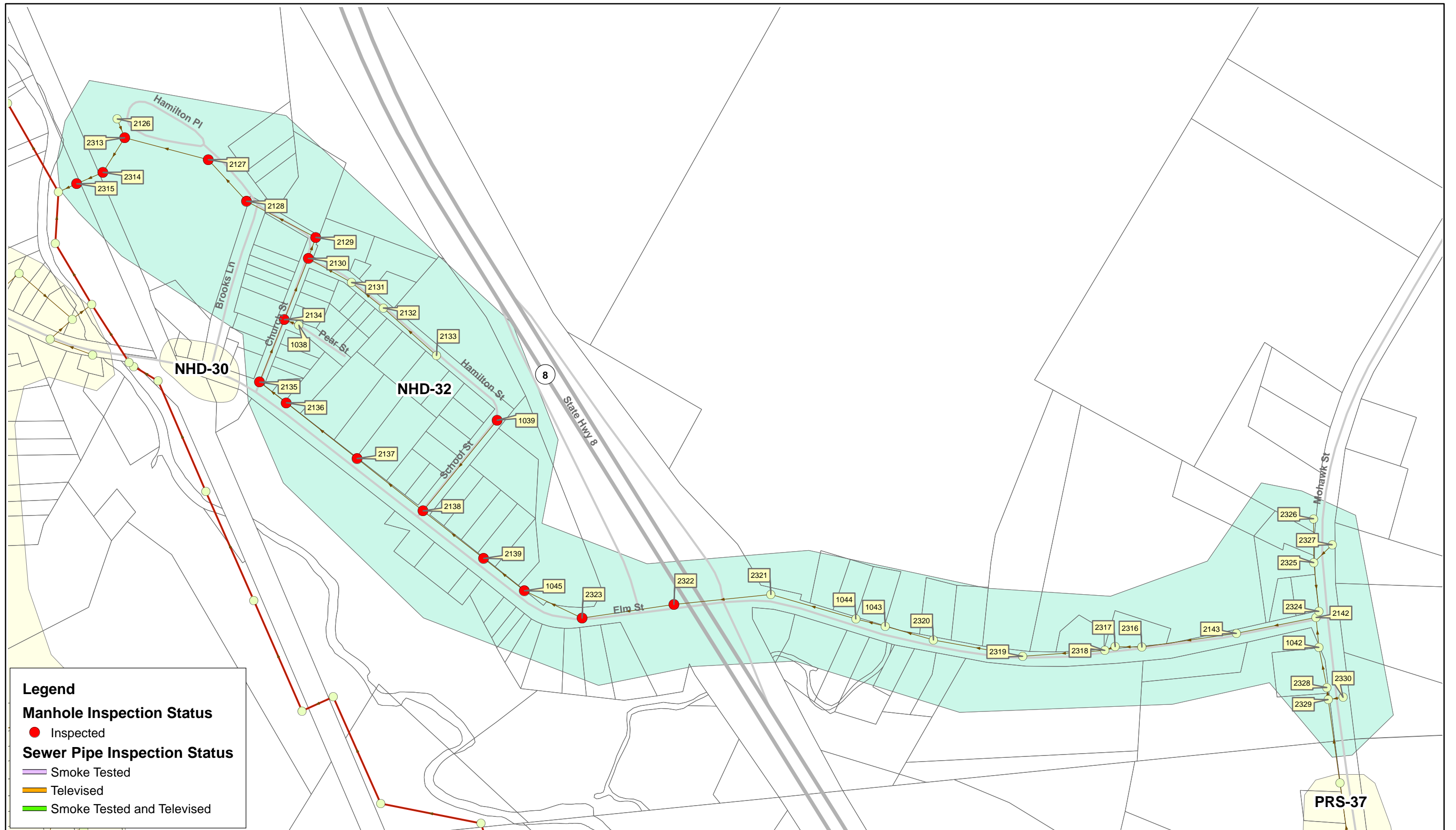
STEARNS & WHEELER
CLIENTS | PEOPLE | PERFORMANCE

BROWN AND CALDWELL

July 2010

GHD

SHUMAKER
Consulting Engineers & Land Surveyors, P.C.



Legend

Manhole Inspection Status

- Inspected

Sewer Pipe Inspection Status

- Smoke Tested
- Televised
- Smoke Tested and Televised

Scale:
1 inch = 300 feet
0 150 300
Feet

- Manhole
- Pipe
- Interceptor
- State Road
- Street
- Parcel



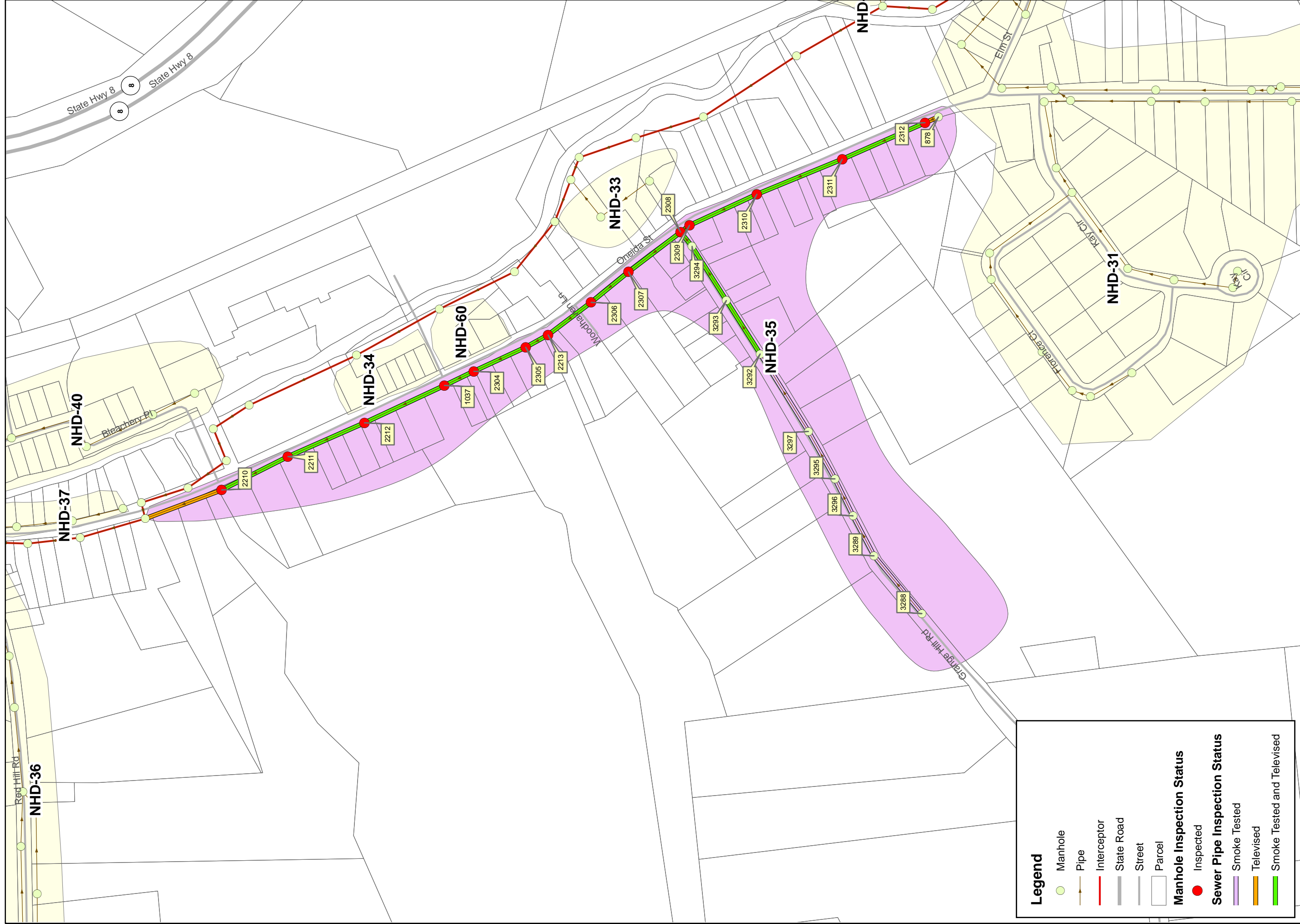
STEARNS & WHEELER
CLIENTS | PEOPLE | PERFORMANCE



July 2010



**Sauquoit Creek Pumping Station Basin
Inspection Status
New Hartford (T) - NHD-32**



Legend

- Manhole
- Pipe
- Interceptor
- State Road
- Street
- Parcel

Manhole Inspection Status

- Inspected

Sewer Pipe Inspection Status

- Smoke Tested
- Televised
- Smoke Tested and Televised

Scale:
1 inch = 300 feet

0 150 300 600 Feet



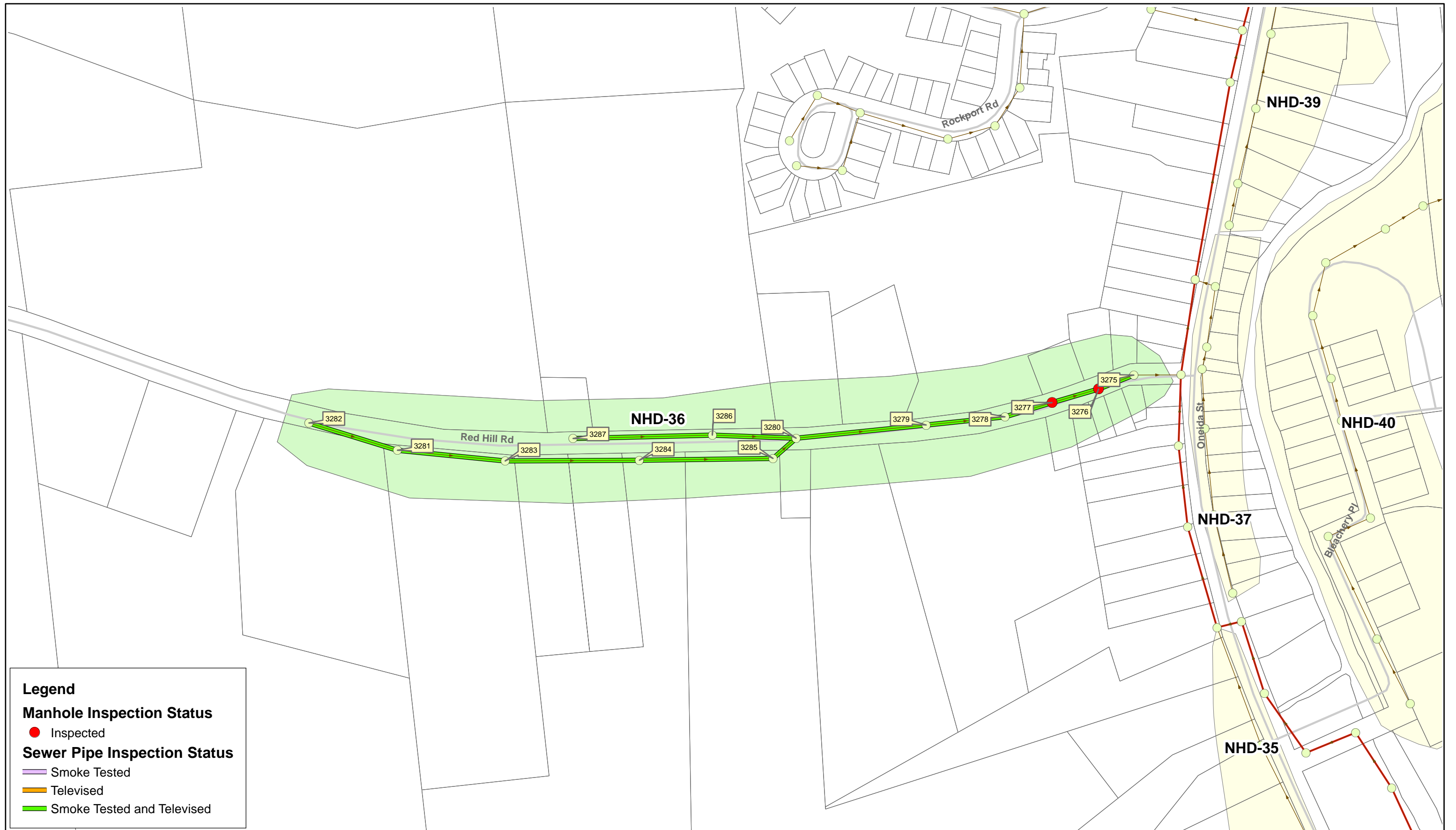
STEARNS & WHEELER
CLIENTS | PEOPLE | PERFORMANCE

BROWN AND CALDWELL

July 2010

SHUMATEL
Consulting Engineers & Land Surveyors, P.C.

**Sauquoit Creek Pumping Station Basin
Inspection Status
New Hartford (T) - NHD-35**



Legend

Manhole Inspection Status

- Inspected





Sewer Pipe Inspection Status

- Smoke Tested
- Televised
- Smoke Tested and Televised

Scale:
1 inch = 200 feet

0 100 200
Feet

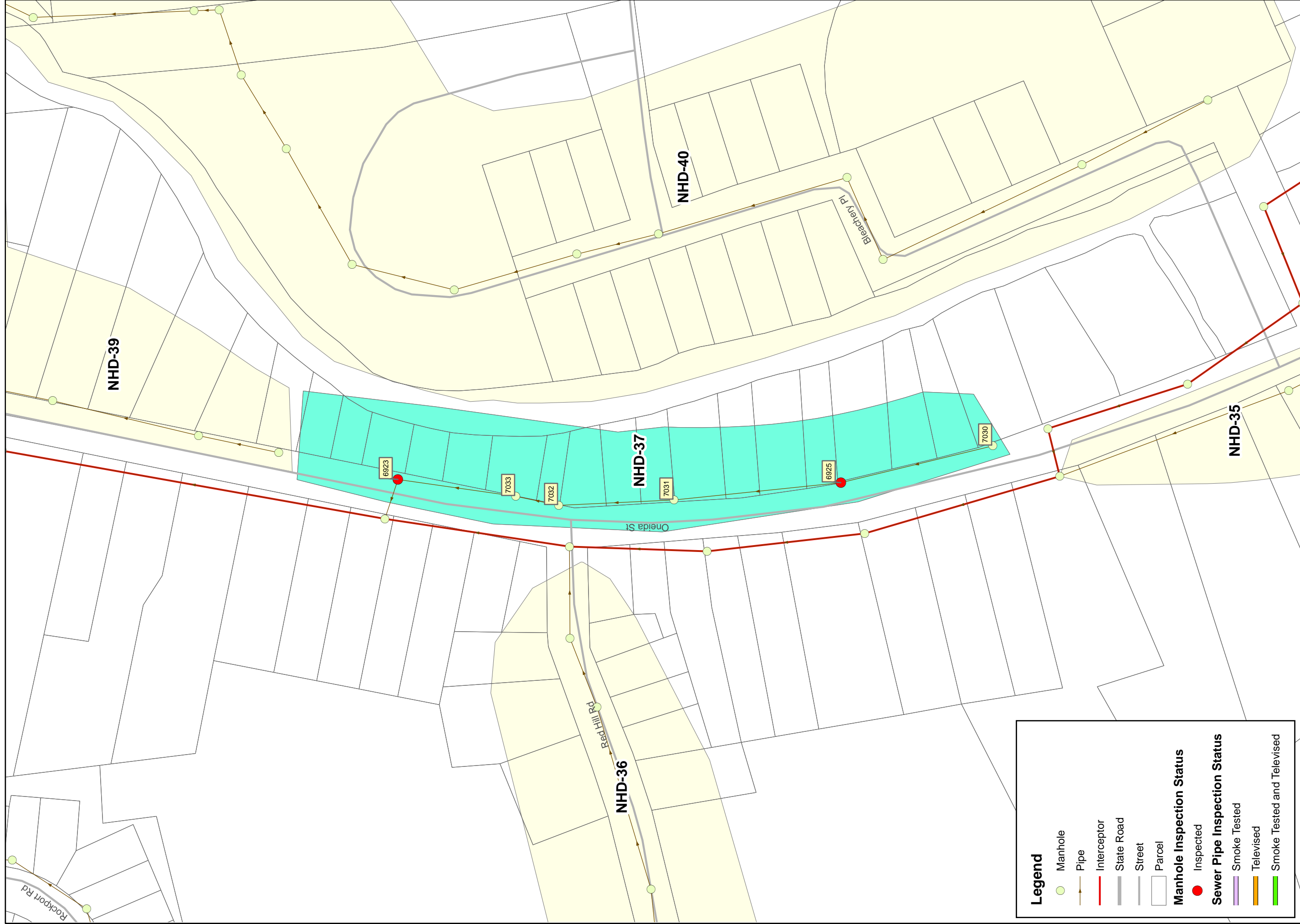
- Manhole
- Pipe
- Interceptor
- State Road
- Street
- Parcel

July 2010

N

Sauquoit Creek Pumping Station Basin
Inspection Status
New Hartford (T) - NHD-36



Legend

- Manhole
- Pipe
- Interceptor
- State Road
- Street
- Parcel

Manhole Inspection Status

- Inspected

Sewer Pipe Inspection Status

- Smoke Tested
- Televised
- Smoke Tested and Televised

Scale:
1 inch = 100 feet

0 50 100 200 Feet



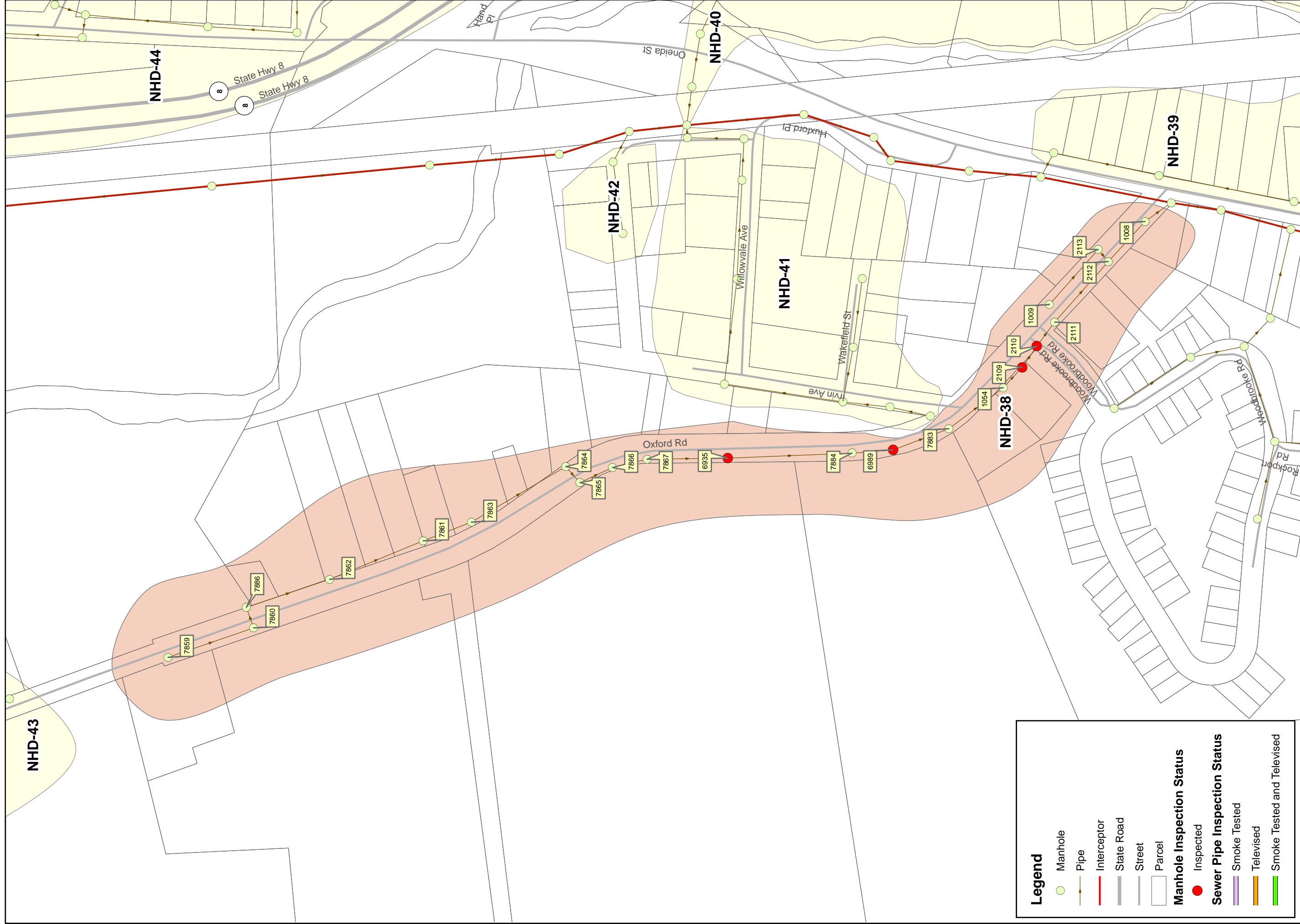
**Sauquoit Creek Pumping Station Basin
Inspection Status
New Hartford (T) - NHD-37**

STEARNS & WHEELER
CLIENTS | PEOPLE | PERFORMANCE

BROWN AND CALDWELL

July 2010

GHM
SHUMAKER
Consulting Engineers & Land Surveyors, P.C.



Legend

- Manhole (Green circle)
- Pipe (Brown line with arrows)
- Interceptor (Red line)
- State Road (Grey line)
- Street (Light grey line)
- Parcel (White outline)

Manhole Inspection Status

- Inspected (Red dot)

Sewer Pipe Inspection Status

- Smoke Tested (Purple line)
- Televised (Orange line)
- Smoke Tested and Televised (Green line)



STEARNS & WHEELER
CLIENTS' PEOPLE PERFORMANCE

BROWN AND CALDWELL

July 2010

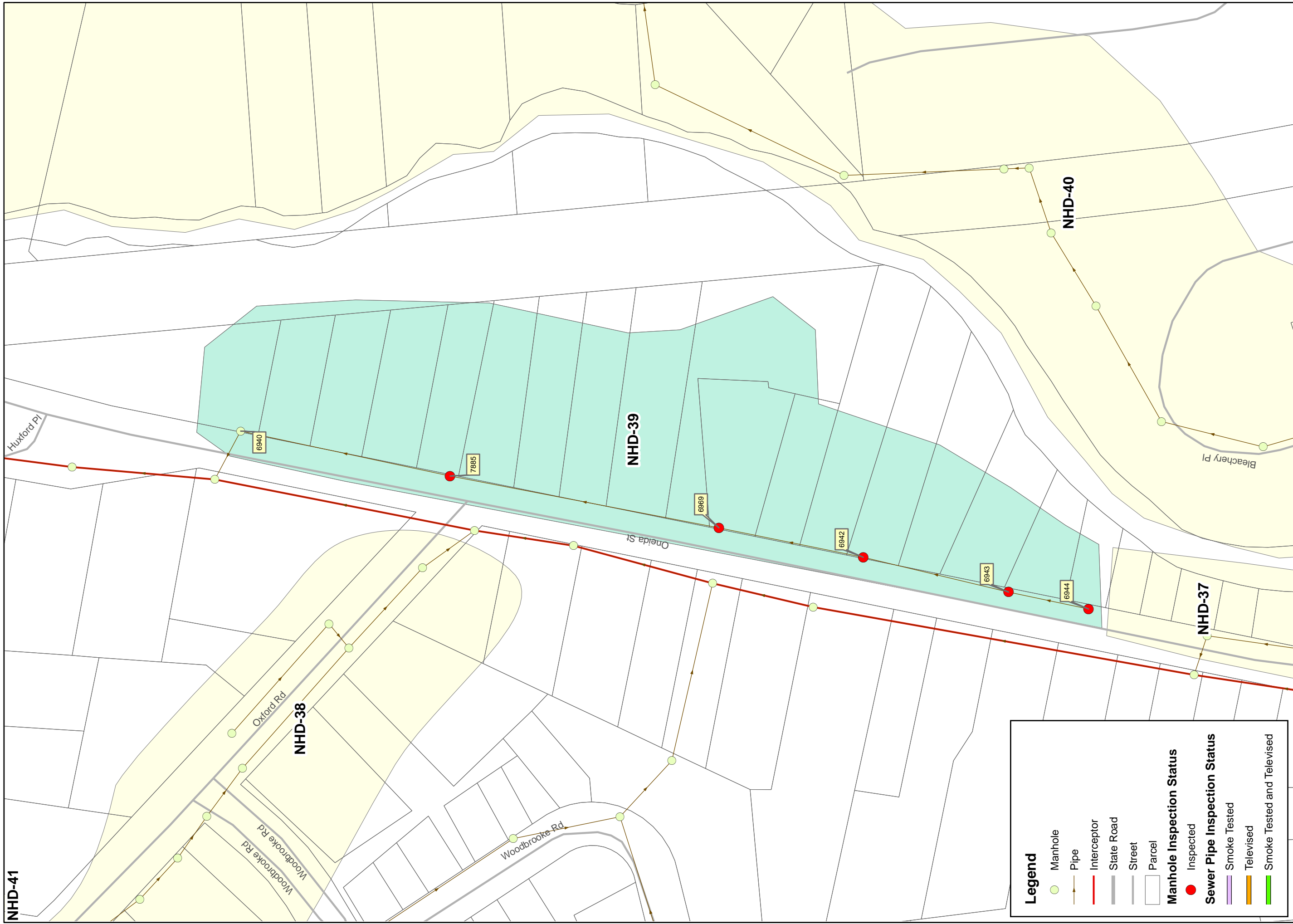
SHUMAKER
Consulting Engineers & Land Surveyors, P.C.

Scale:
1 inch = 200 feet

0 100 200 400 Feet

Sauquoit Creek Pumping Station Basin Inspection Status New Hartford (T) - NHD-38

NHD-41



Legend

- Manhole (Green circle)
- Pipe (Orange line with arrow)
- Interceptor (Red line)
- State Road (Grey line)
- Street (Light grey line)
- Parcel (Thin grey outline)

Manhole Inspection Status

- Inspected (Red circle)

Sewer Pipe Inspection Status

- Smoke Tested (Purple line)
- Televised (Orange line)
- Smoke Tested and Televised (Green line)

Scale:

1 inch = 100 feet



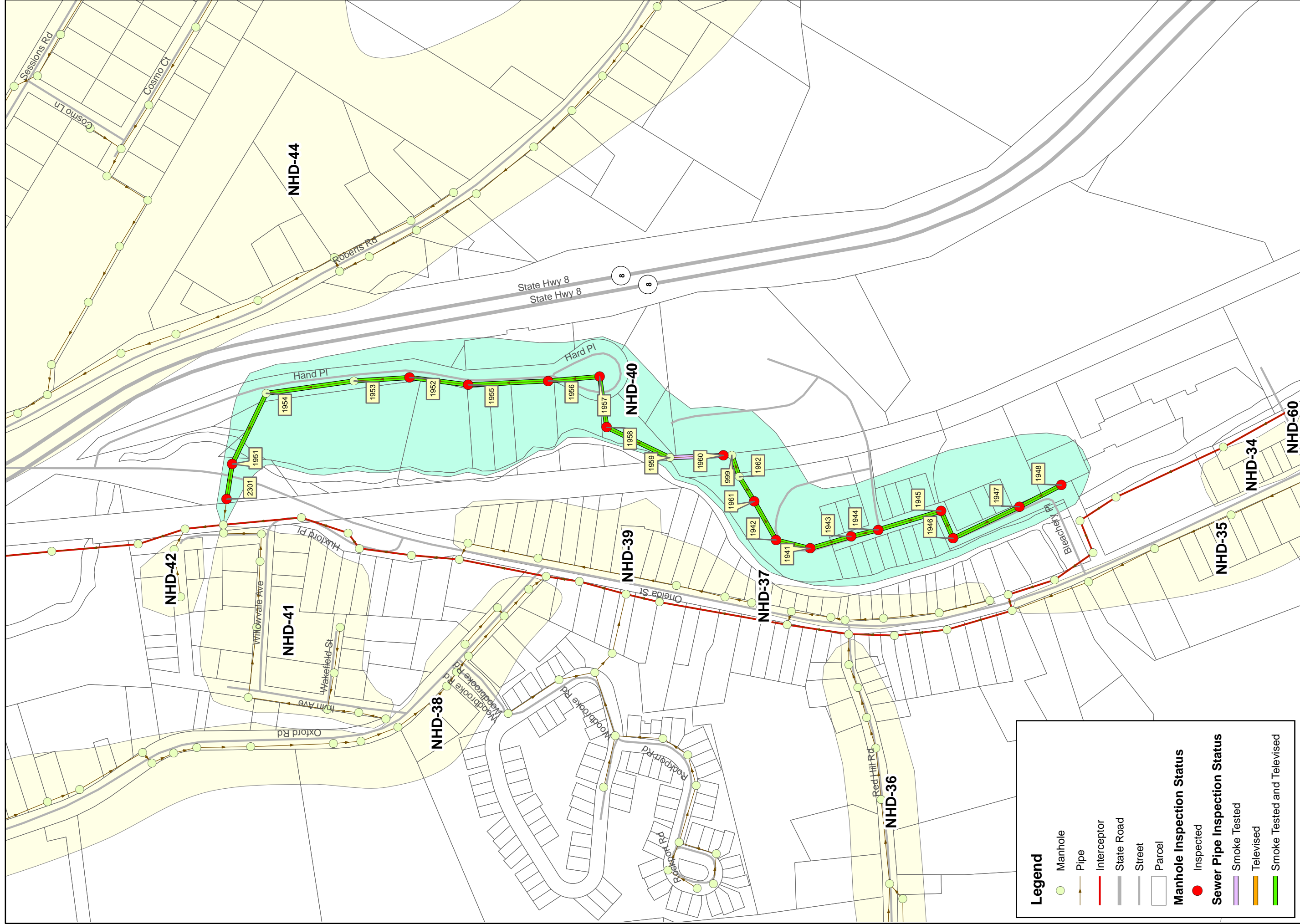
**Sauquoit Creek Pumping Station Basin
Inspection Status
New Hartford (T) - NHD-39**

STEARNS & WHEELER
CLIENTS | PEOPLE | PERFORMANCE



July 2010

BROWN AND CALDWELL



Legend

- Manhole
- Pipe
- Interceptor
- State Road
- Street
- Parcel

Manhole Inspection Status

- Inspected

Sewer Pipe Inspection Status

- Smoke Tested
- Televised
- Smoke Tested and Televised

Scale:
 1 inch = 300 feet
 0 150 300 600 Feet



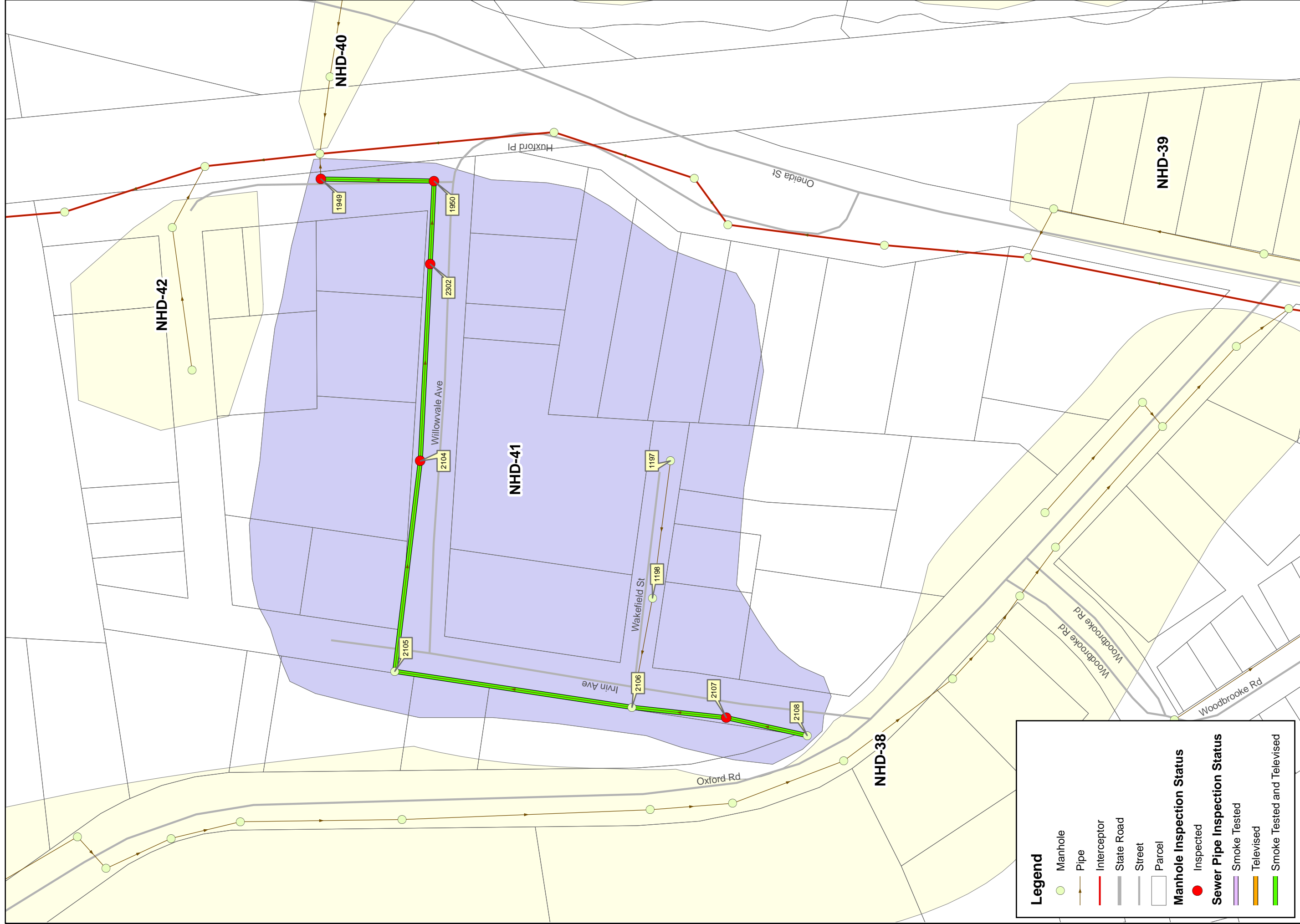
**Sauquoit Creek Pumping Station Basin
 Inspection Status
 New Hartford (T) - NHD-40**

STEARNS & WHEELER
 CLIENTS' PEOPLE PERFORMANCE

BROWN AND CALDWELL

July 2010

SHUMAKER
 Consulting Engineers & Land Surveyors, P.C.



Legend

- Manhole
- Pipe
- Interceptor
- State Road
- Street
- Parcel

Manhole Inspection Status

- Inspected

Sewer Pipe Inspection Status

- Smoke Tested
- Televised
- Smoke Tested and Televised

Scale:
1 inch = 100 feet



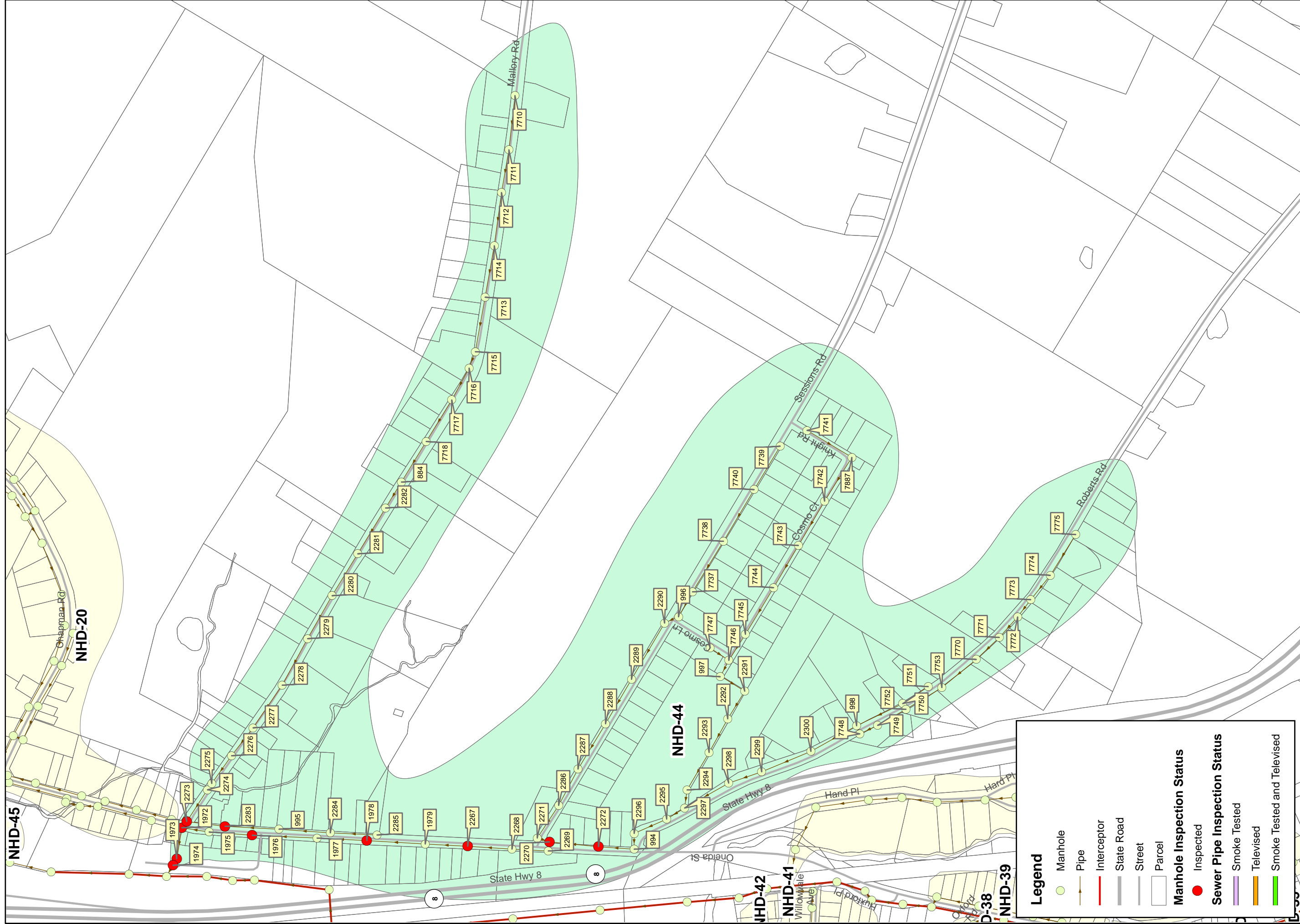
STEARNS & WHEELER
CLIENTS | PEOPLE | PERFORMANCE

BROWN AND CALDWELL

July 2010

SHUMAKER
Consulting Engineers & Land Surveyors, P.C.

**Sauquoit Creek Pumping Station Basin
Inspection Status
New Hartford (T) - NHD-41**



Legend

- Manhole
- Pipe
- Interceptor
- State Road
- Street
- Parcel

Manhole Inspection Status

- Inspected

Sewer Pipe Inspection Status

- Smoke Tested
- Televised
- Smoke Tested and Televised

Scale:
1 inch = 500 feet

0 250 500 1,000 Feet



**Sauquoit Creek Pumping Station Basin
Inspection Status
New Hartford (T) - NHD-44**

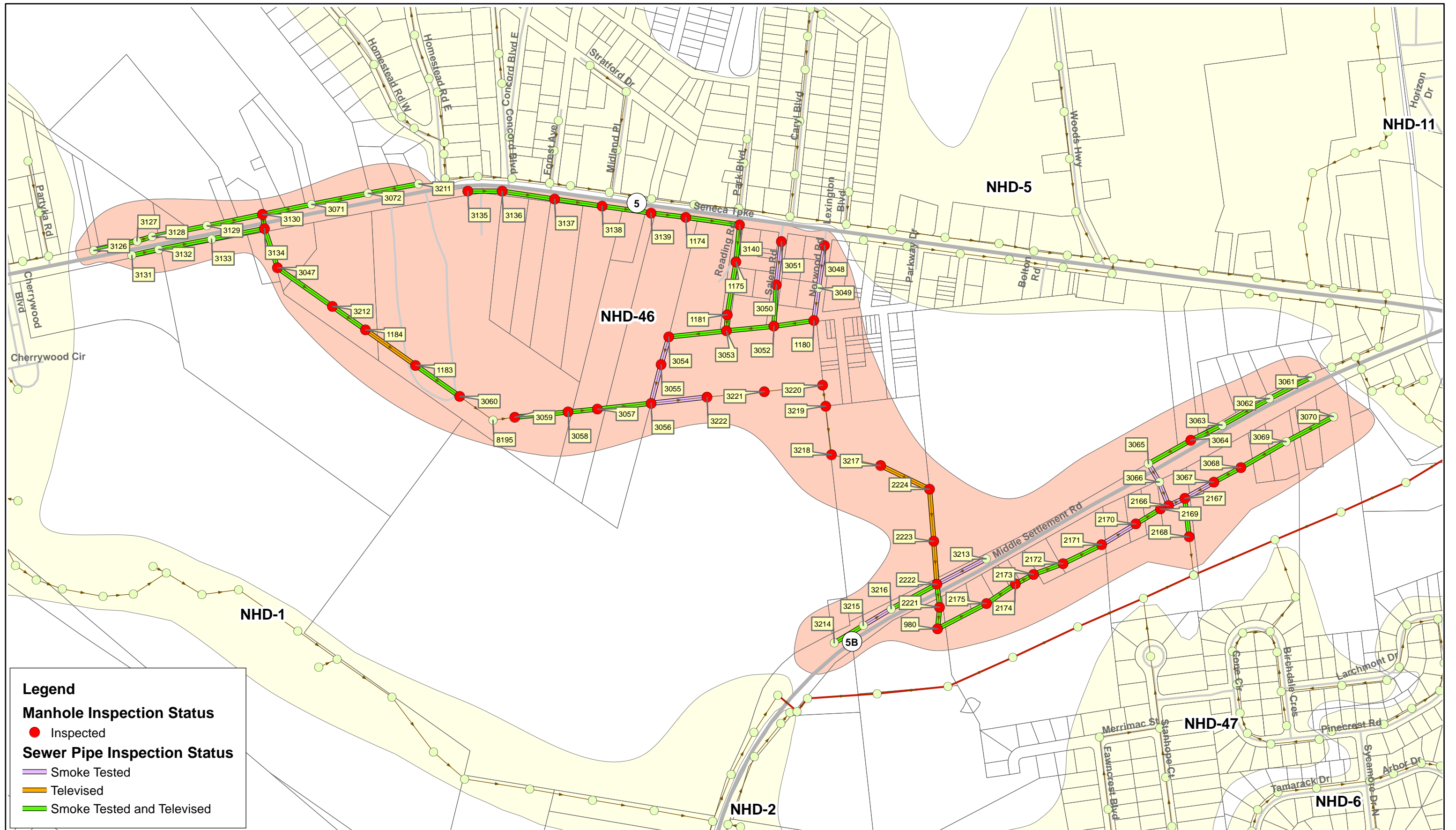
STEARNS & WHEELER
CLIENTS' PEOPLE PERFORMANCE

BROWN AND CALDWELL

July 2010

GHD

SHUMAKER
Consulting Engineers & Land Surveyors, P.C.



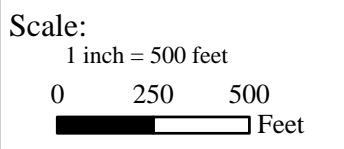
Legend

Manhole Inspection Status

- Inspected

Sewer Pipe Inspection Status

- Smoke Tested
- Televised
- Smoke Tested and Televised

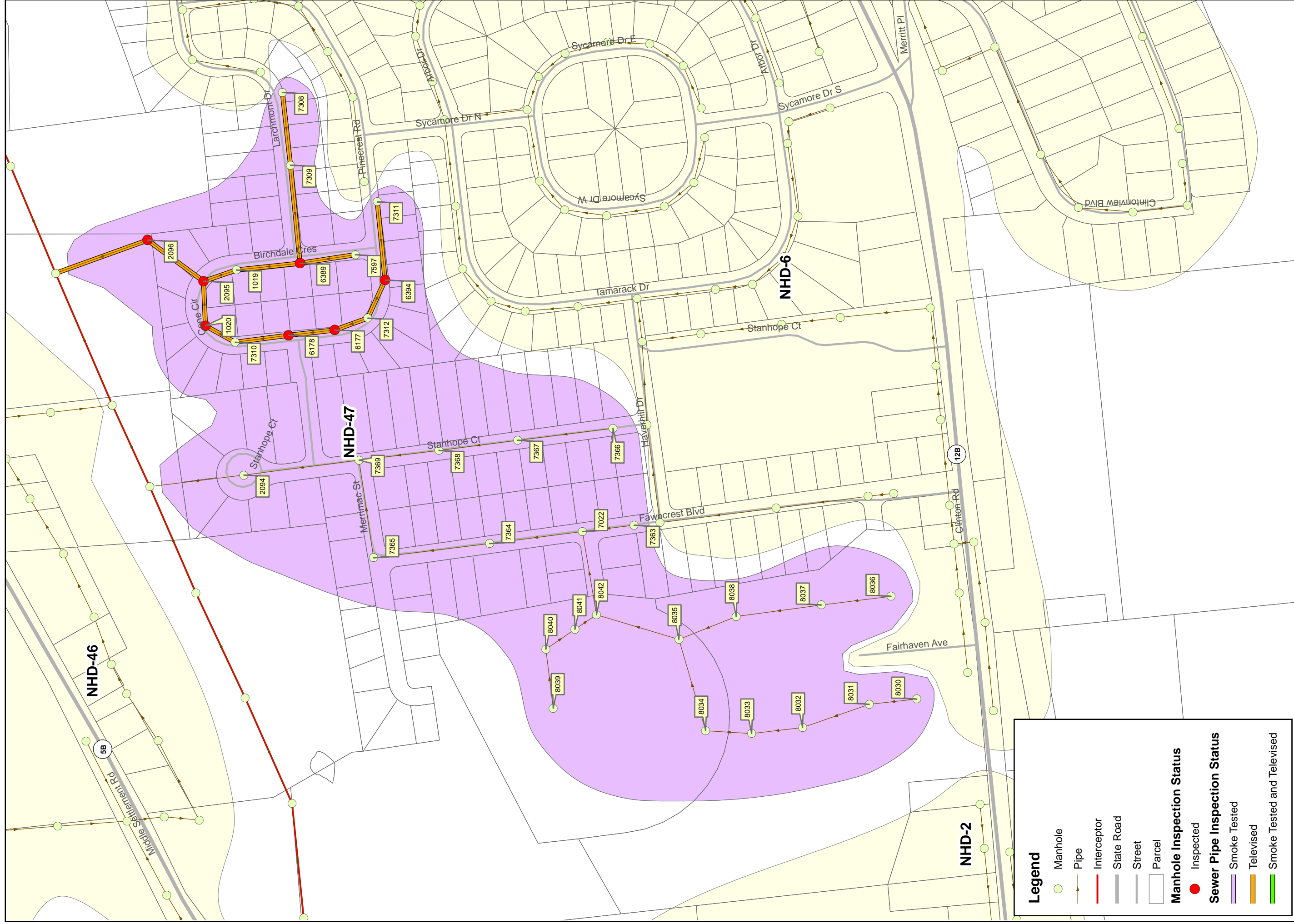


- Manhole
- Pipe
- Interceptor
- State Road
- Street
- Parcel

July 2010



Sauquoit Creek Pumping Station Basin
Inspection Status
New Hartford (T) - NHD-46



Legend

- Manhole
- Pipe
- Interceptor
- State Road
- Street
- Parcel

Manhole Inspection Status

- Inspected

Sewer Pipe Inspection Status

- Smoke Tested
- Televised
- Smoke Tested and Televised

Scale:
 1 inch = 300 feet
 0 150 300 600 Feet



Sauquoit Creek Pumping Station Basin Inspection Status New Hartford (T) - NHD-47



STEARNS & WHEELER
CLIENTS' PEOPLE PERFORMANCE



BROWN AND CALDWELL

July 2010



Legend

- Manhole
- Pipe
- Interceptor
- State Road
- Street
- Parcel

Manhole Inspection Status

- Inspected

Sewer Pipe Inspection Status

- Smoke Tested
- Televised
- Smoke Tested and Televised

Scale:
1 inch = 100 feet



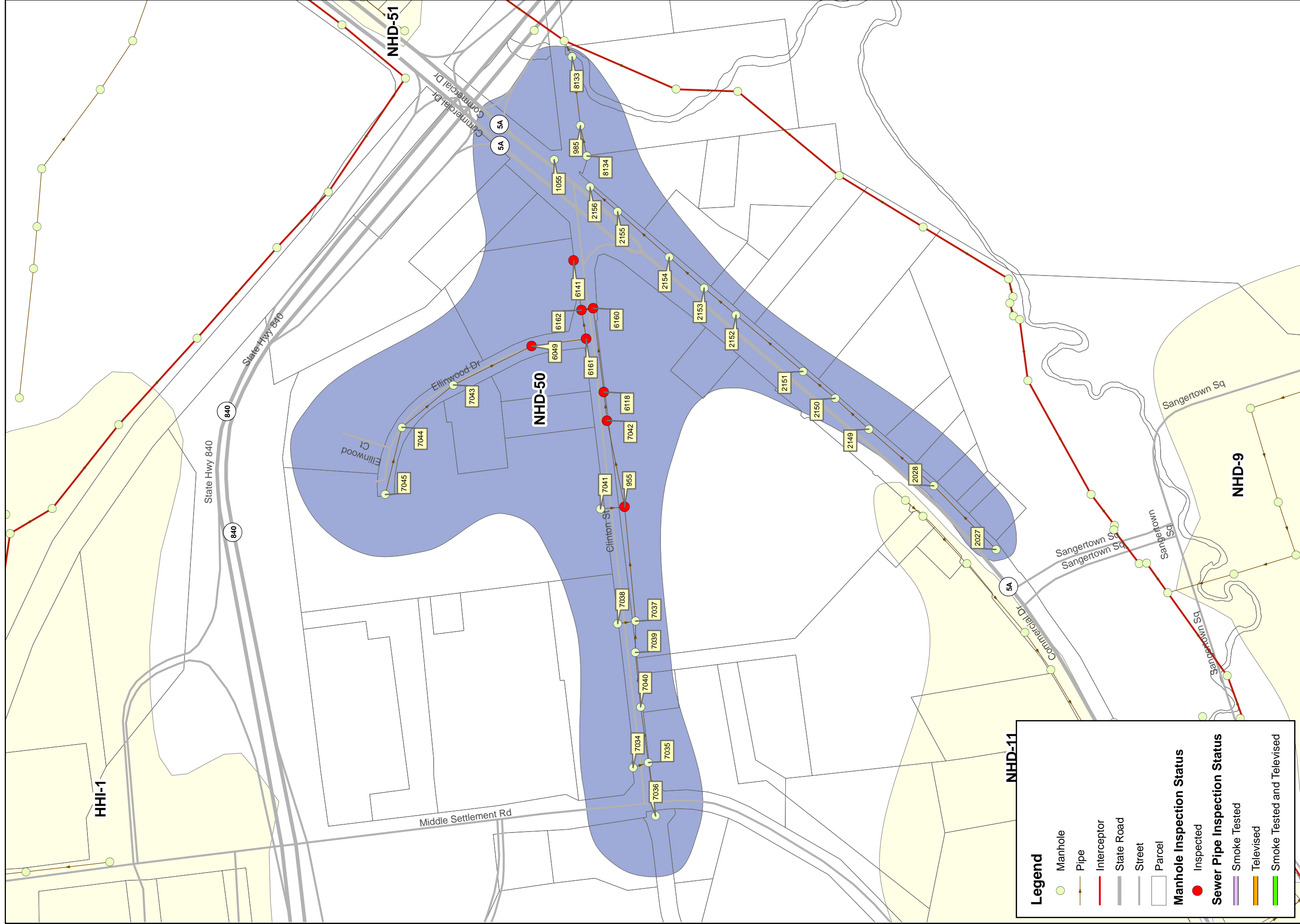




July 2010



Sauquoit Creek Pumping Station Basin
Inspection Status
New Hartford (T) - NHD-49



Legend

- Manhole
- Pipe
- Interceptor
- State Road
- Street
- Parcel

Manhole Inspection Status

- Inspected

Sewer Pipe Inspection Status

- Smoke Tested
- Televised
- Smoke Tested and Televised

Scale:
1 inch = 300 feet

0 150 300 600 Feet



**Sauquoit Creek Pumping Station Basin
Inspection Status
New Hartford (T) - NHD-50**

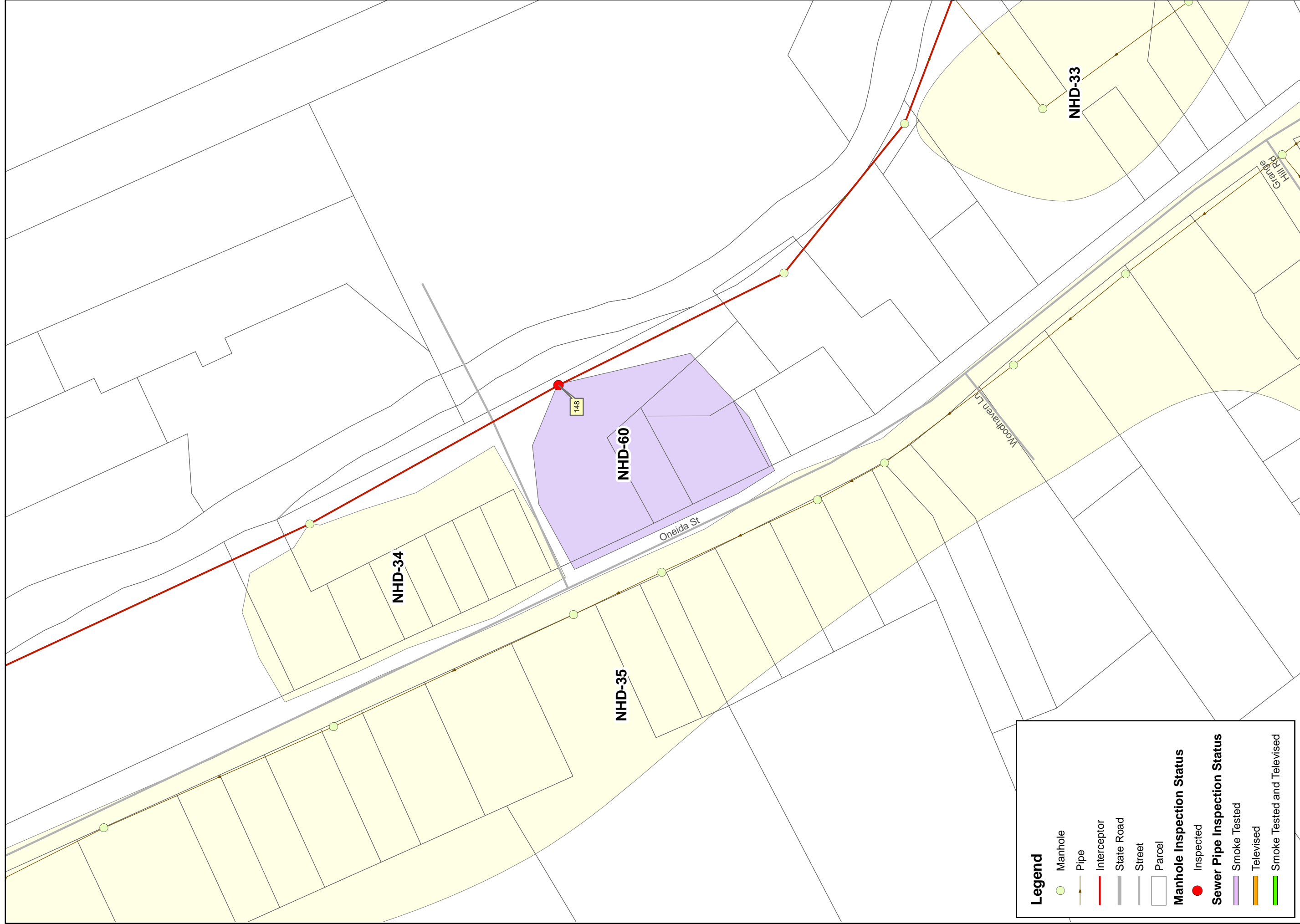
STEARNS & WHEELER
CLIENTS | PEOPLE | PERFORMANCE

BROWN AND CALDWELL

July 2010

GHD

SHUMAKER
Consulting Engineers & Land Surveyors, P.C.



Legend

- Manhole (Green circle)
- Pipe (Orange line with arrow)
- Interceptor (Red line)
- State Road (Grey line)
- Street (Light grey line)
- Parcel (White outline)

Manhole Inspection Status

- Inspected (Red circle)

Sewer Pipe Inspection Status

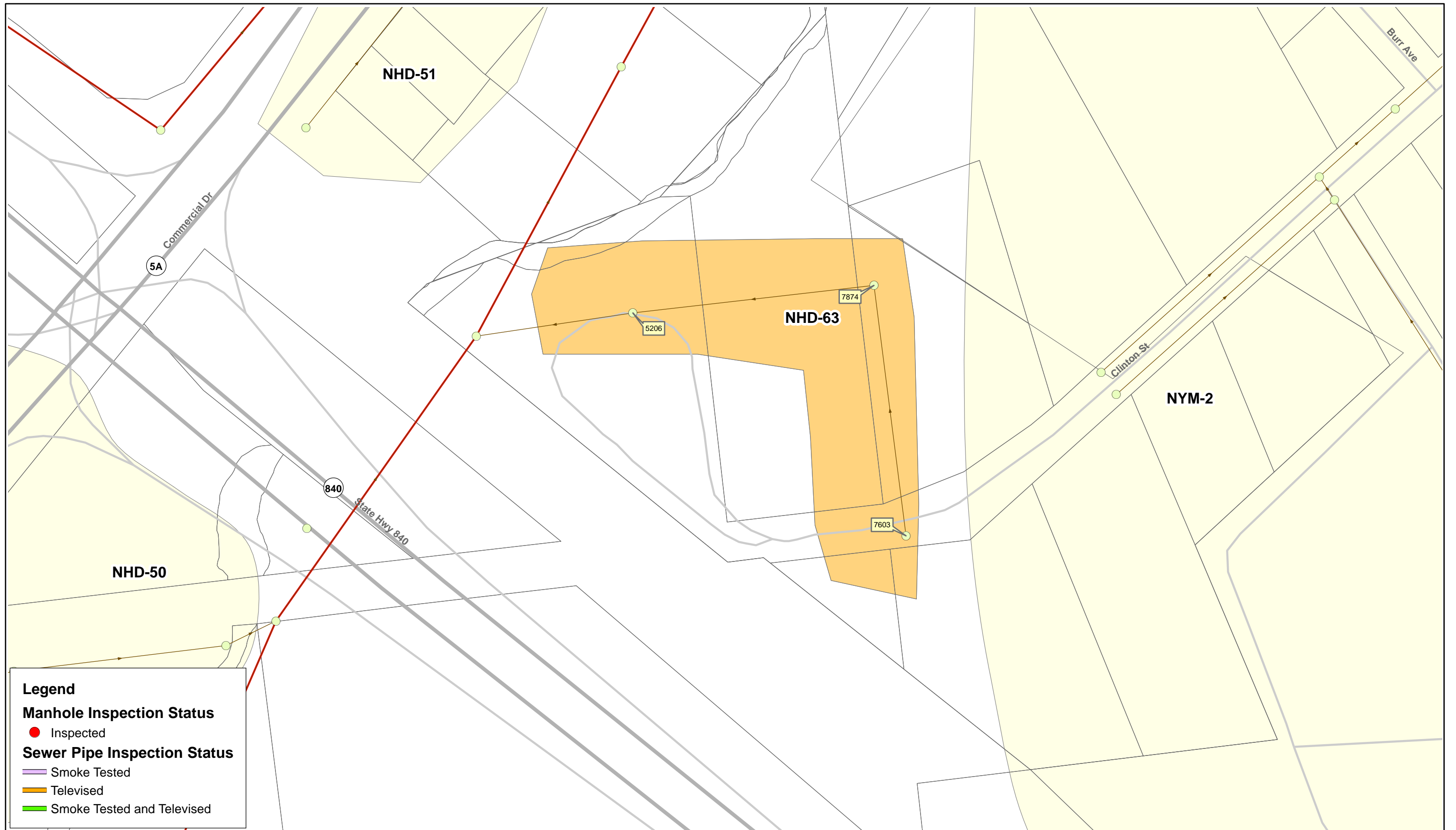
- Smoke Tested (Purple shaded area)
- Televised (Orange line)
- Smoke Tested and Televised (Green line)

Scale:
1 inch = 100 feet



July 2010

Sauquoit Creek Pumping Station Basin
Inspection Status
New Hartford (T) - NHD-60



Legend

Manhole Inspection Status

- Inspected

Sewer Pipe Inspection Status

- Smoke Tested
- Televised
- Smoke Tested and Televised

Scale:
1 inch = 100 feet

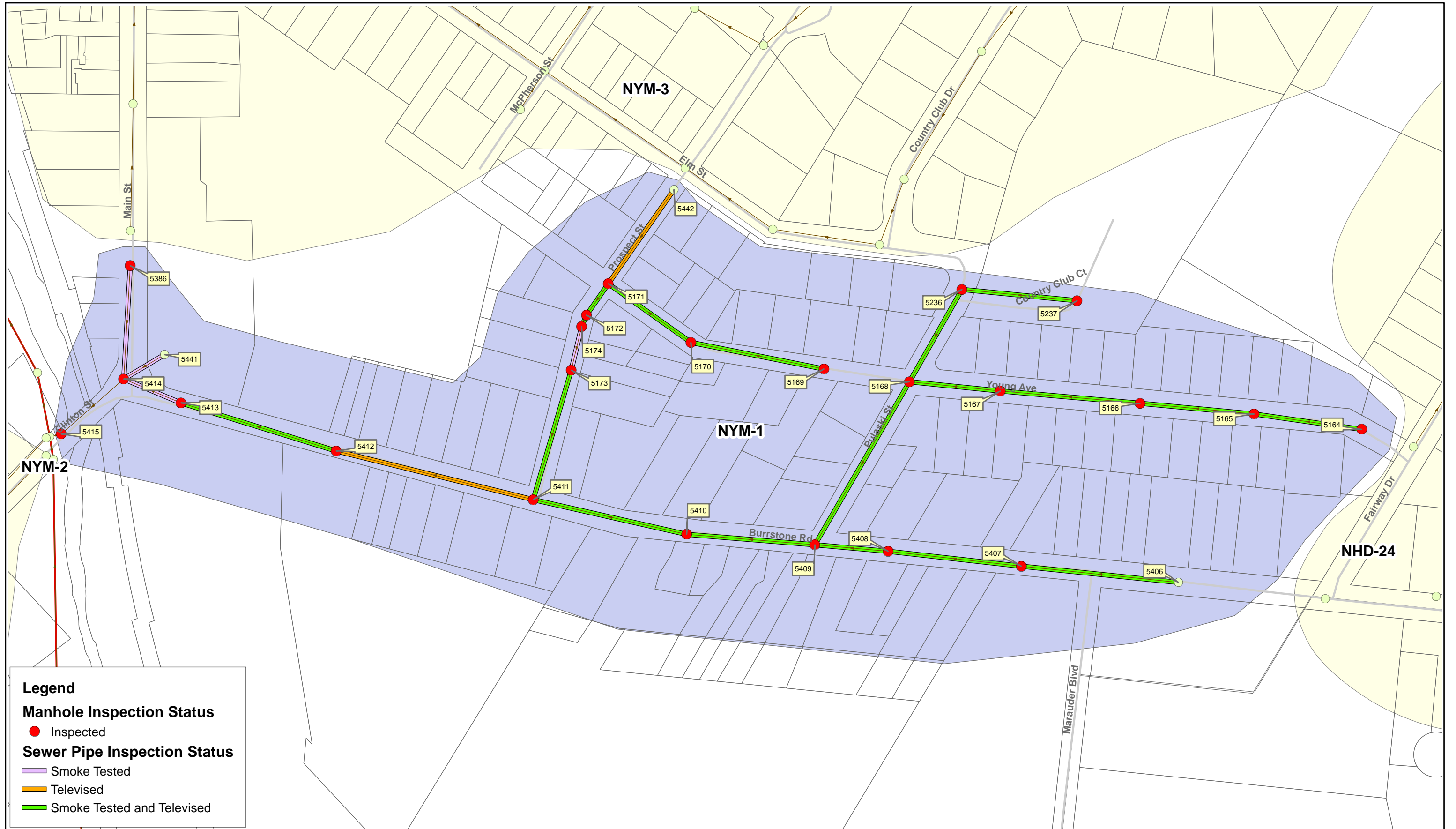
0 50 100
Feet

- Manhole
- Pipe
- Interceptor
- State Road
- Street
- Parcel

July 2010



Sauquoit Creek Pumping Station Basin
Inspection Status
New Hartford (T) - NHD-63



Legend

Manhole Inspection Status

- Inspected

Sewer Pipe Inspection Status

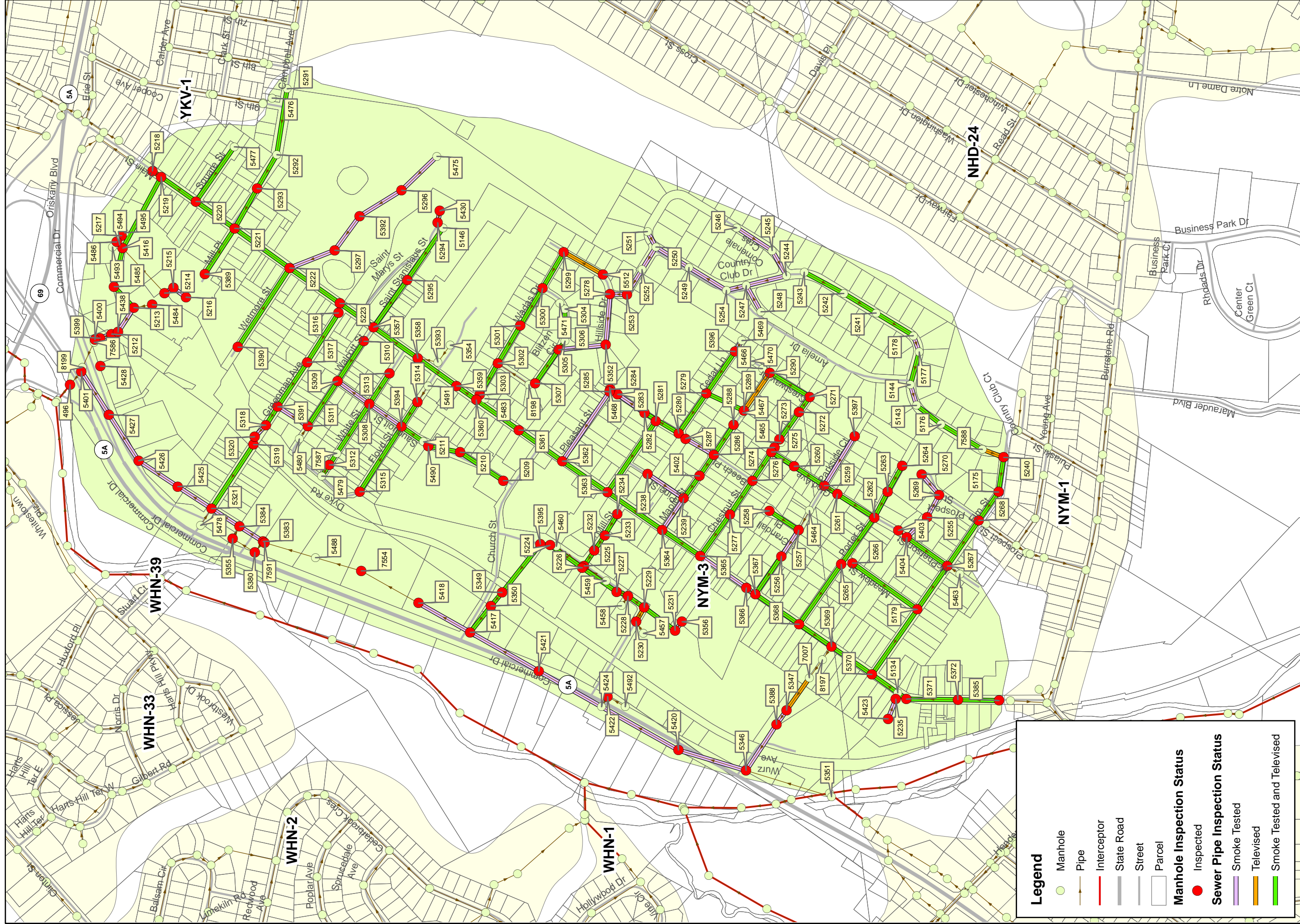
- Smoke Tested
- Televised
- Smoke Tested and Televised

Scale:
1 inch = 200 feet
0 100 200
Feet

- Manhole
- Pipe
- State Road
- Street
- Interceptor
- Parcel

July 2010

Sauquoit Creek Pumping Station Basin
Inspection Status
New York Mills - NYM-1



Legend

- Manhole
- Pipe
- Interceptor
- State Road
- Street
- Parcel

Manhole Inspection Status

- Inspected

Sewer Pipe Inspection Status

- Smoke Tested
- Televised
- Smoke Tested and Televised



STEARNS & WHEELER
CLIENTS' PEOPLE PERFORMANCE



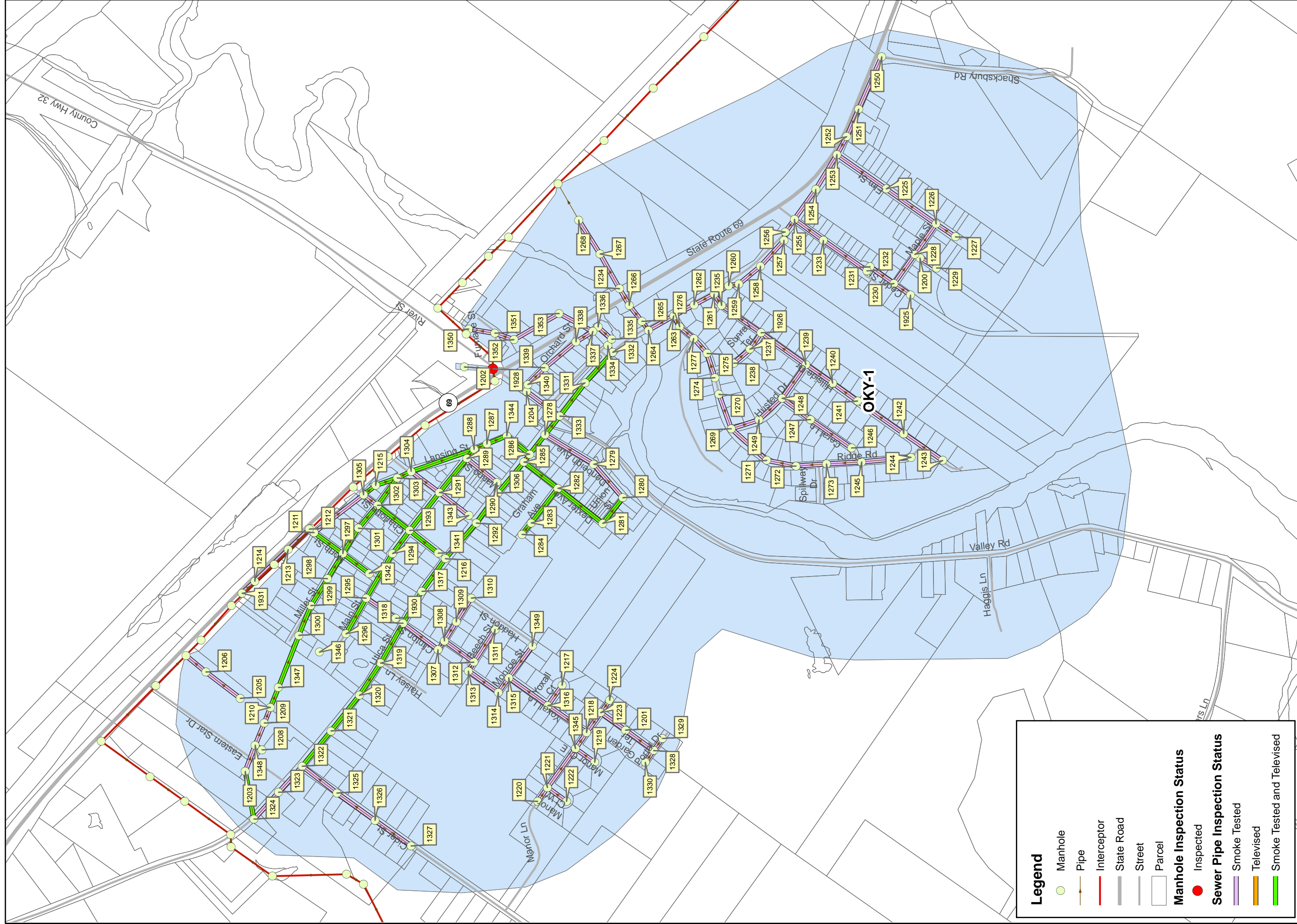
BROWN AND CALDWELL

July 2010

Scale:
1 inch = 600 feet

0 300 600 1,200 Feet

Sauquoit Creek Pumping Station Basin Inspection Status New York Mills - NYM-3



Legend

- Manhole
- Pipe
- Interceptor
- State Road
- Street
- Parcel

Manhole Inspection Status

- Inspected

Sewer Pipe Inspection Status

- Smoke Tested
- Televised
- Smoke Tested and Televised

Scale:
1 inch = 600 feet

0 300 600 1,200 Feet



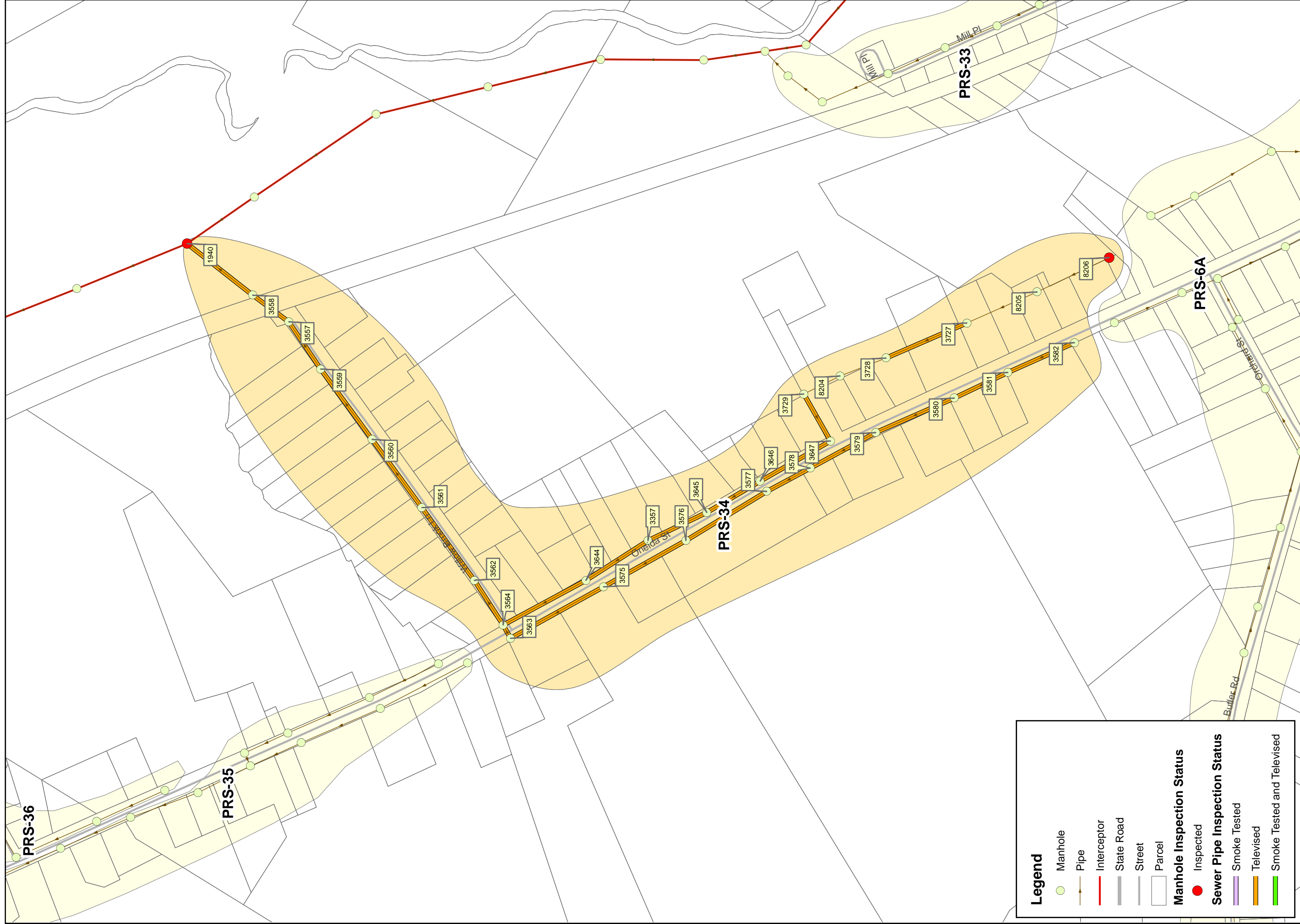
Sauquoit Creek Pumping Station Basin Inspection Status Oriskany - OKY-1

STEARNS & WHEELER
CLIENTS | PEOPLE | PERFORMANCE

BROWN AND CALDWELL

July 2010

SHUMATEL
Consulting Engineers & Land Surveyors, P.C.



Legend

- Manhole
- Pipe
- Interceptor
- State Road
- Street
- Parcel

Manhole Inspection Status

- Inspected

Sewer Pipe Inspection Status

- Smoke Tested
- Televised
- Smoke Tested and Televised

Scale:
1 inch = 300 feet

0 150 300 600 Feet



Sauquoit Creek Pumping Station Basin
Inspection Status
Paris - PRS-34

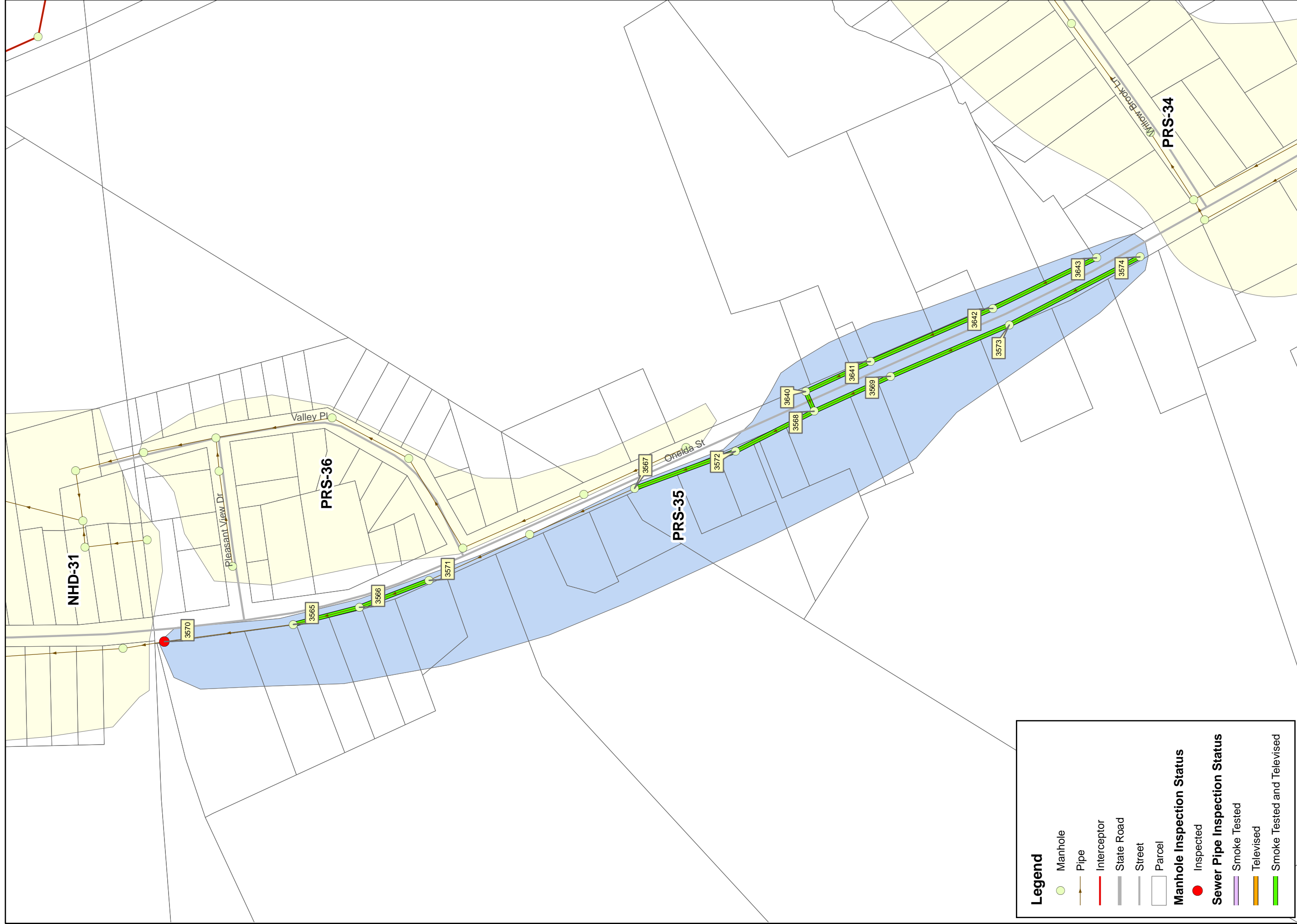
STEARNS & WHEELER
CLIENTS | PEOPLE | PERFORMANCE

BROWN AND CALDWELL

July 2010

GHD

SHUMAKER
Consulting Engineers & Land Surveyors, P.C.



Legend

- Manhole
- Pipe
- Interceptor
- State Road
- Street
- Parcel

Manhole Inspection Status

- Inspected

Sewer Pipe Inspection Status

- Smoke Tested
- Televised
- Smoke Tested and Televised

Scale:
1 inch = 200 feet

0 100 200 400 Feet



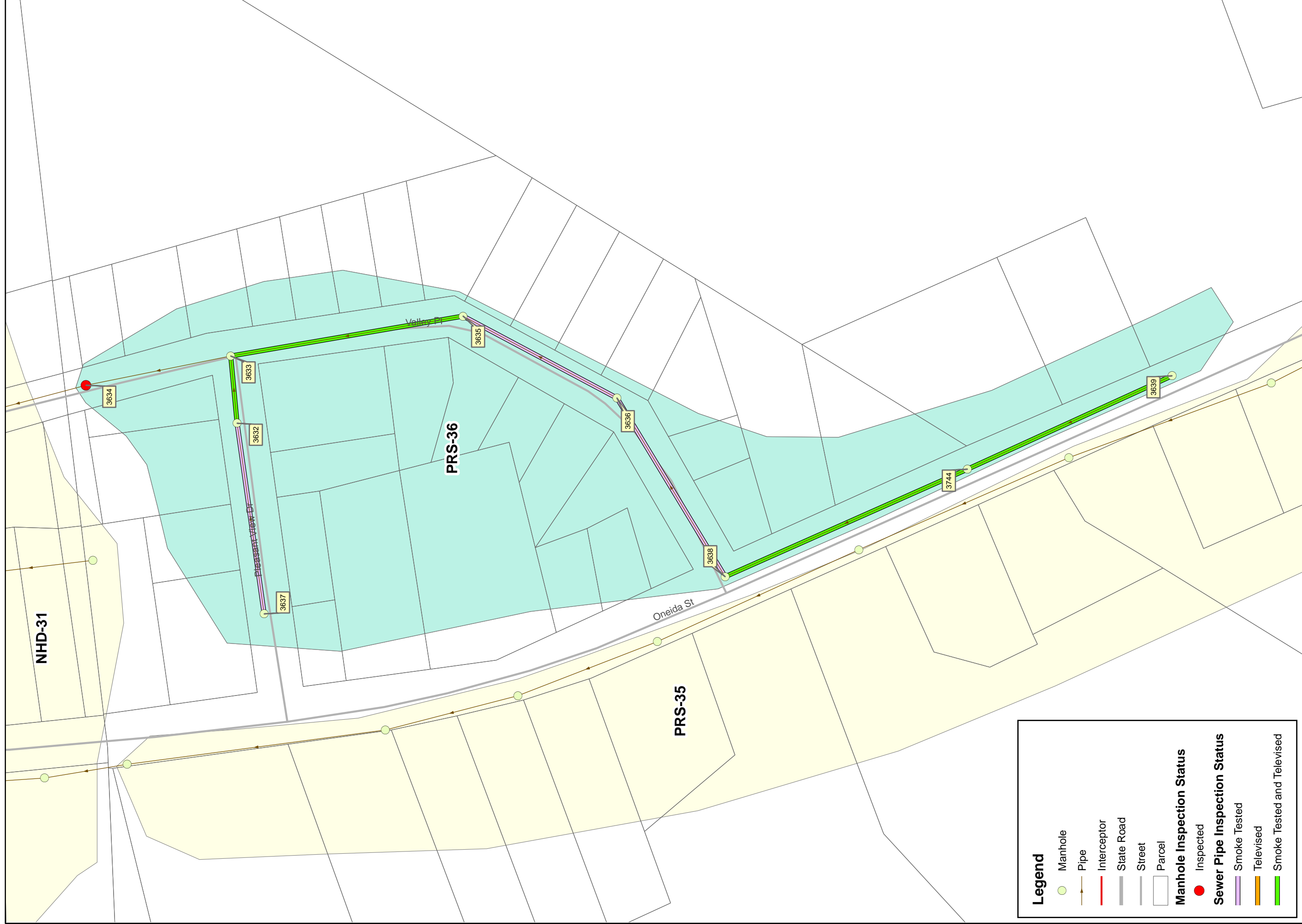
STEARNS & WHEELER
CLIENTS | PEOPLE | PERFORMANCE

BROWN AND CALDWELL

July 2010

SHUMAKER
Consulting Engineers & Land Surveyors, P.C.

**Sauquoit Creek Pumping Station Basin
Inspection Status
Paris - PRS-34**



Legend

- Manhole
- Pipe
- Interceptor
- State Road
- Street
- Parcel

Manhole Inspection Status

- Inspected

Sewer Pipe Inspection Status

- Smoke Tested
- Televised
- Smoke Tested and Televised

Scale:
 1 inch = 100 feet
 0 50 100 200 Feet



**Sauquoit Creek Pumping Station Basin
 Inspection Status
 Paris - PRS-36**

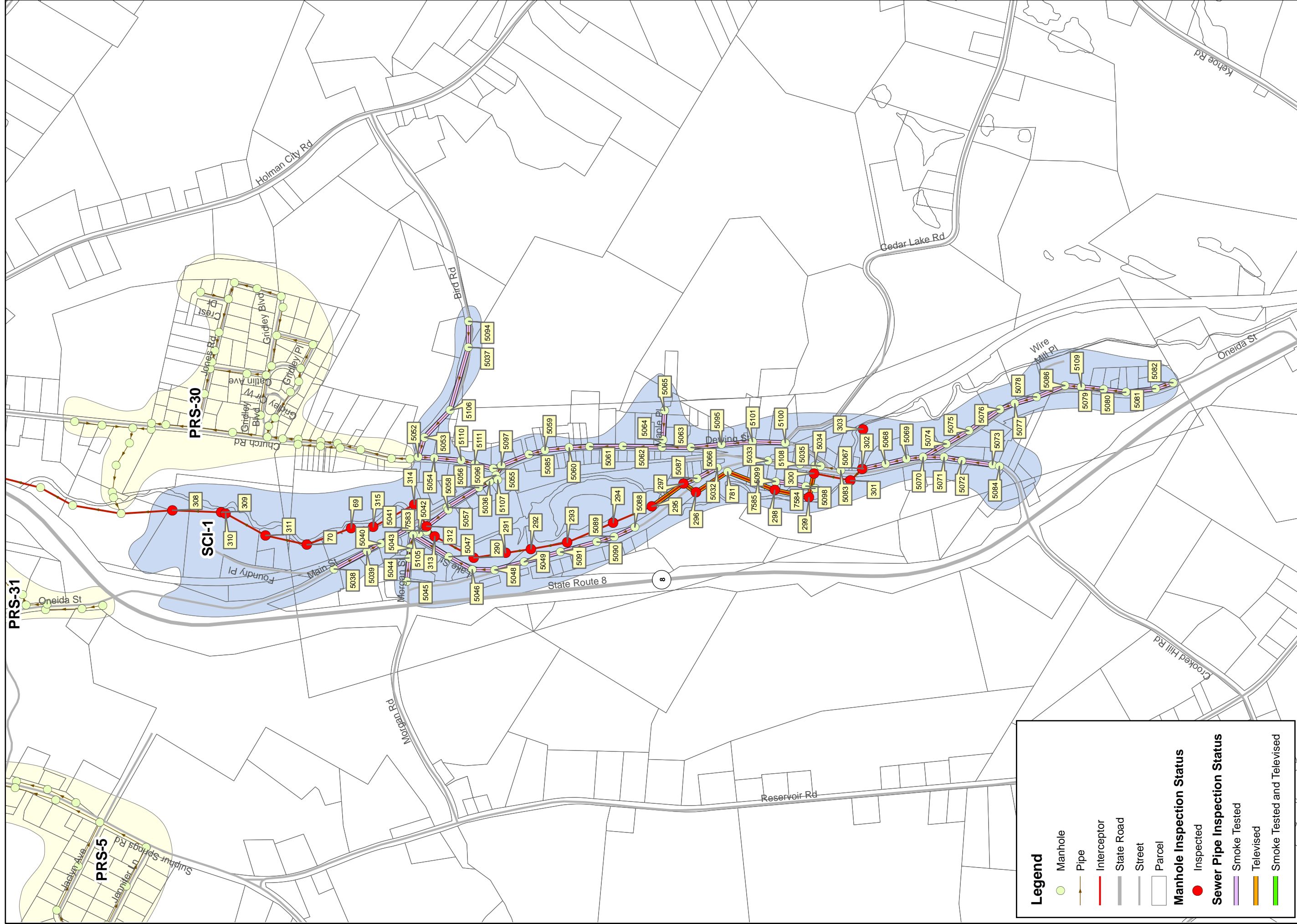
STEARNS & WHEELER
 CLIENTS | PEOPLE | PERFORMANCE

BROWN AND CALDWELL

July 2010

GHD

SHUMAKER
 Consulting Engineers & Land Surveyors, P.C.



Legend

- Manhole
- Pipe
- Interceptor
- State Road
- Street
- Parcel

Manhole Inspection Status

- Inspected

Sewer Pipe Inspection Status

- Smoke Tested
- Televised
- Smoke Tested and Televised

Scale:
1 inch = 700 feet

0 350 700 1,400 Feet



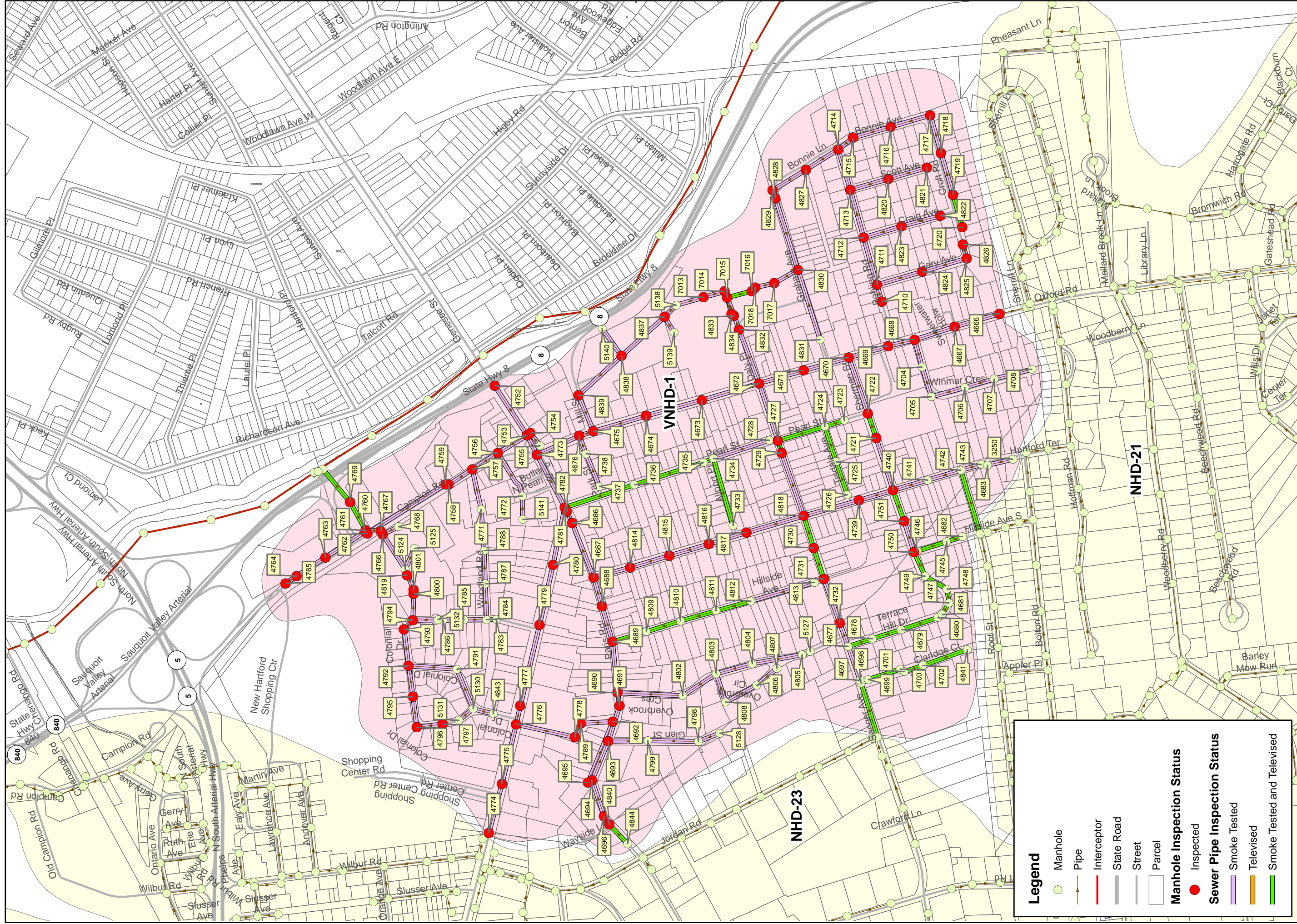
Sauquoit Creek Pumping Station Basin Inspection Status Sauquoit - SCI-1

STEARNS & WHEELER
CLIENTS PEOPLE PERFORMANCE

BROWN AND CALDWELL

July 2010

SHUMATEL
Consulting Engineers & Land Surveyors, P.C.



Legend

- Manhole
- Pipe
- Interceptor
- State Road
- Street
- Parcel

Manhole Inspection Status

- Inspected

Sewer Pipe Inspection Status

- Smoke Tested
- Televised
- Smoke Tested and Televised

Scale:
 1 inch = 600 feet
 0 300 600 1,200 Feet



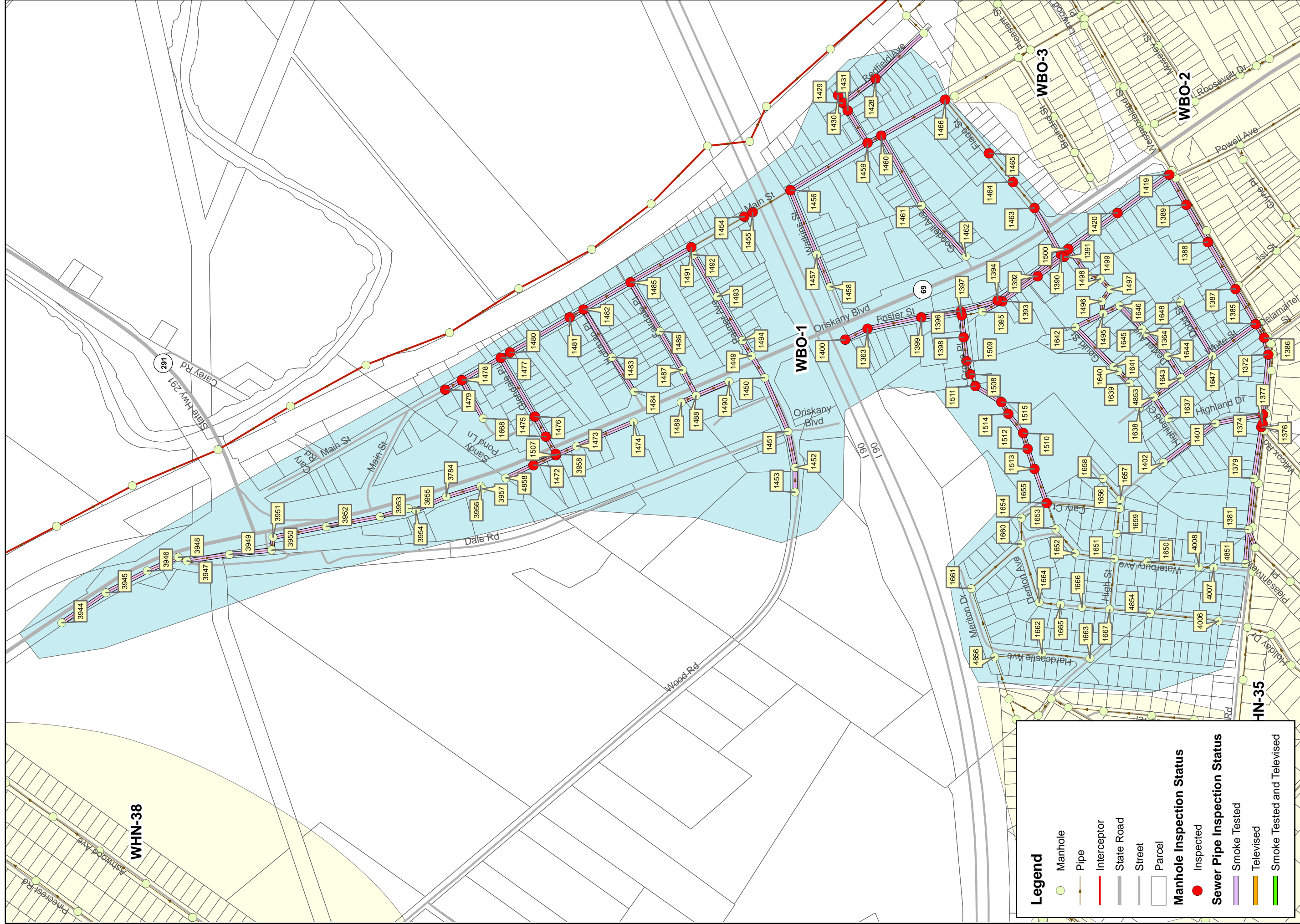
STEARNS & WHEELER
 CLIENTS' PEOPLE PERFORMANCE

BROWN AND CALDWELL

July 2010

SHUMAKER
 Consulting Engineers & Land Surveyors, P.C.

**Sauquoit Creek Pumping Station Basin
 Inspection Status
 Village of New Hartford - VNHD-1**



Sauquoit Creek Pumping Station Basin Inspection Status Whitesboro - WBO-1



STEARNS & WHEELER
CLIENTS' PEOPLE PERFORMANCE

BROWN AND CALDWELL

July 2010

SHUMAKER
Consulting Engineers & Land Surveyors, P.C.

Scale:
1 inch = 500 feet

0 250 500 1,000 Feet

Legend

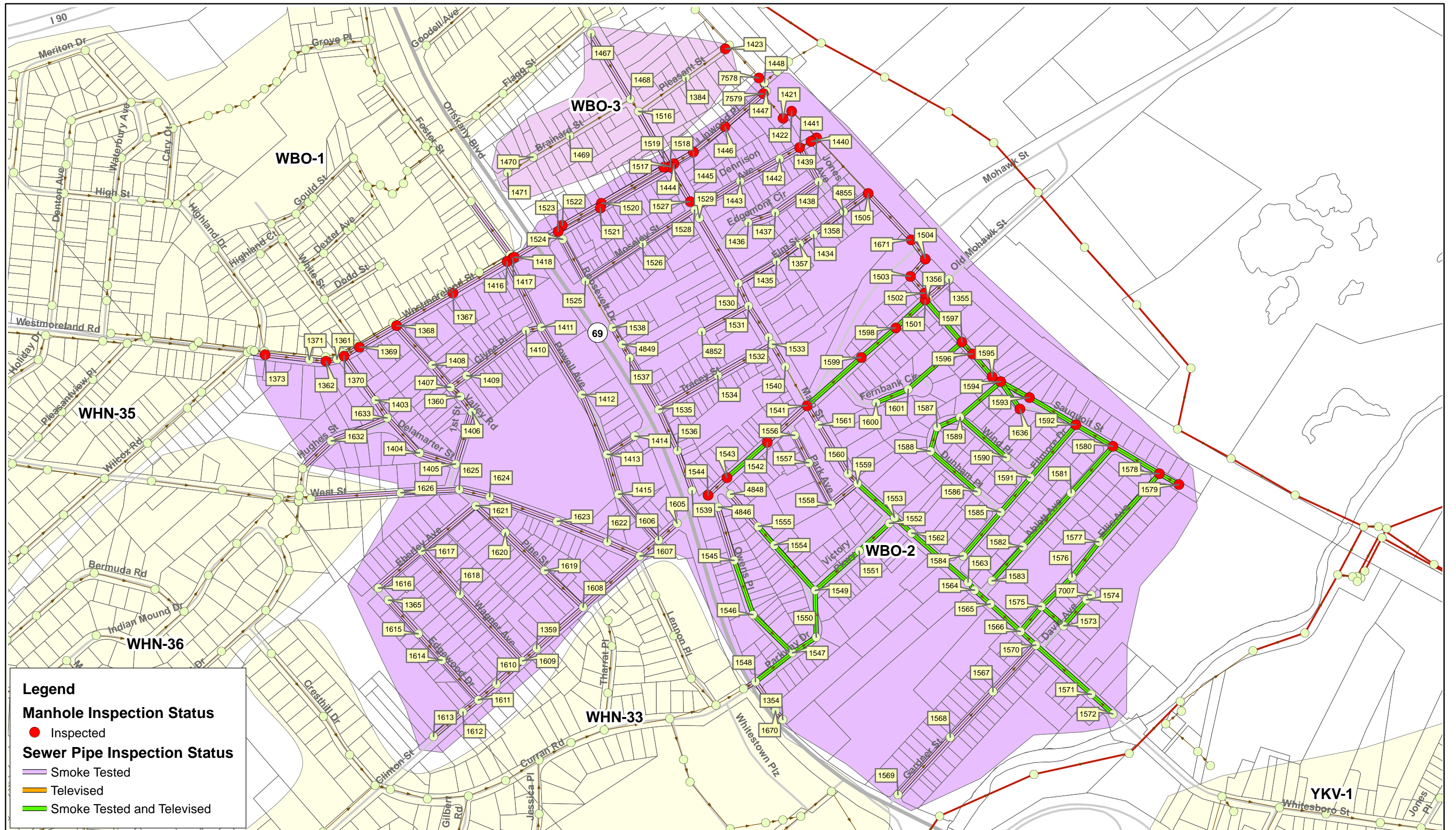
- Manhole
- Pipe
- Interceptor
- State Road
- Street
- Parcel

Manhole Inspection Status

- Inspected

Sewer Pipe Inspection Status

- Smoke Tested
- Televised
- Smoke Tested and Televised



Legend

Manhole Inspection Status

- Inspected

Sewer Pipe Inspection Status

- Smoke Tested
- Televised
- Smoke Tested and Televised

Scale:
1 inch = 500 feet
0 250 500
Feet

- Manhole
- Pipe
- Interceptor
- State Road
- Street
- Parcel



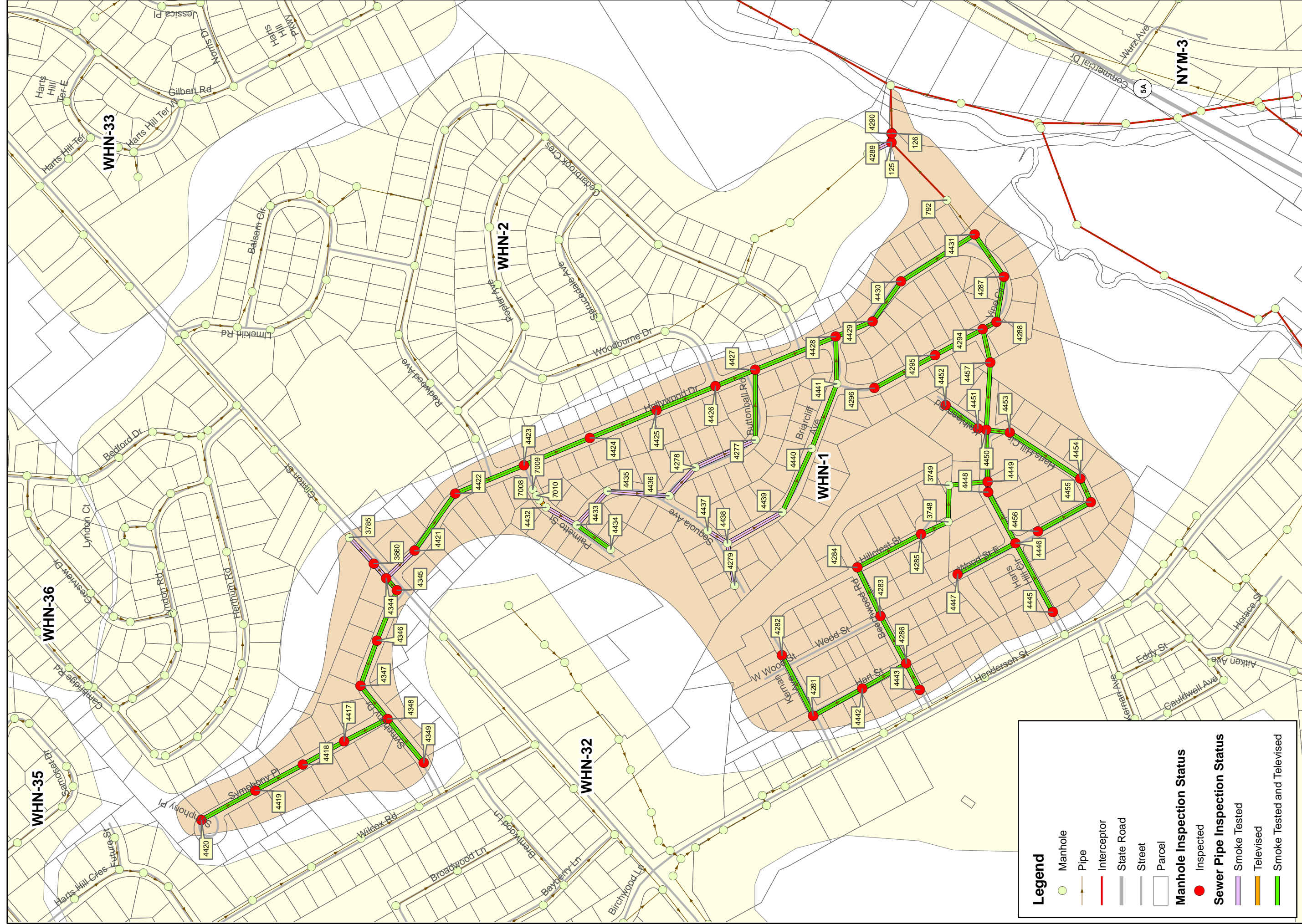
STEARNS & WHEELER
CLIENTS | PEOPLE | PERFORMANCE



July 2010



Sauquoit Creek Pumping Station Basin
Inspection Status
Whitesboro - WBO-2 & 3



Sauquoit Creek Pumping Station Basin Inspection Status Whitestown - WHN-1



STEARNS & WHEELER
CLIENTS' PEOPLE PERFORMANCE

BROWN AND CALDWELL

July 2010

SHUMAKER
Engineering & Construction, Inc.

Scale:
1 inch = 400 feet

0 200 400 Feet

J:\GIS\OneidaCounty\Maps\OneidaCounty-86.12198.06\July2010\Portrait-Inspect.mxd

Legend

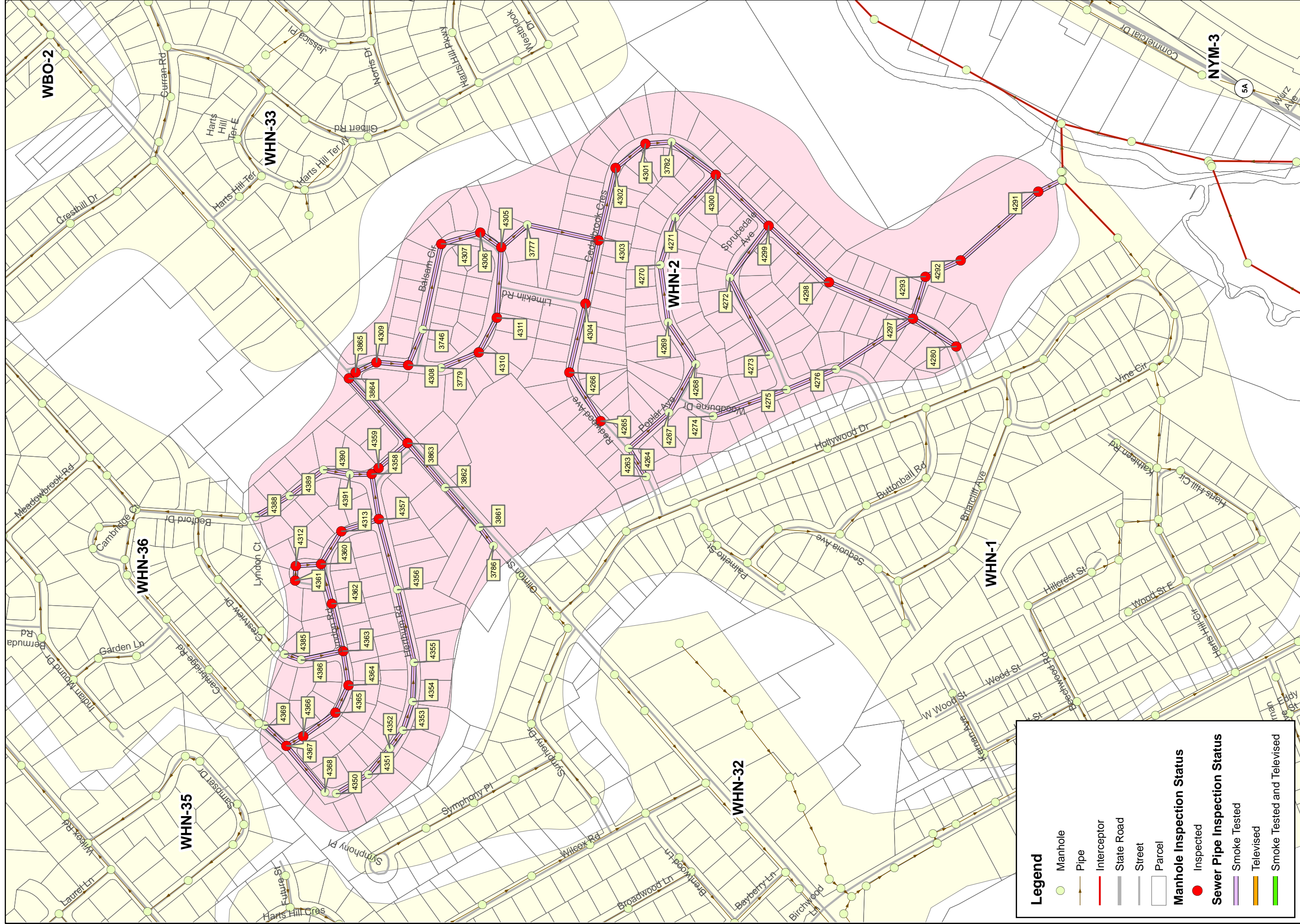
- Manhole (Green circle)
- Pipe (Brown line)
- Interceptor (Red line)
- State Road (Grey line)
- Street (Light grey line)
- Parcel (White outline)

Manhole Inspection Status

- Inspected (Red dot)

Sewer Pipe Inspection Status

- Smoke Tested (Purple line)
- Televised (Orange line)
- Smoke Tested and Televised (Green line)



Legend

- Manhole
- Pipe
- Interceptor
- State Road
- Street
- Parcel

Manhole Inspection Status

- Inspected

Sewer Pipe Inspection Status

- Smoke Tested
- Televised
- Smoke Tested and Televised



Scale:
1 inch = 400 feet

0 200 400 Feet

STEARNS & WHEELER
CLIENTS' PEOPLE PERFORMANCE

BROWN AND CALDWELL

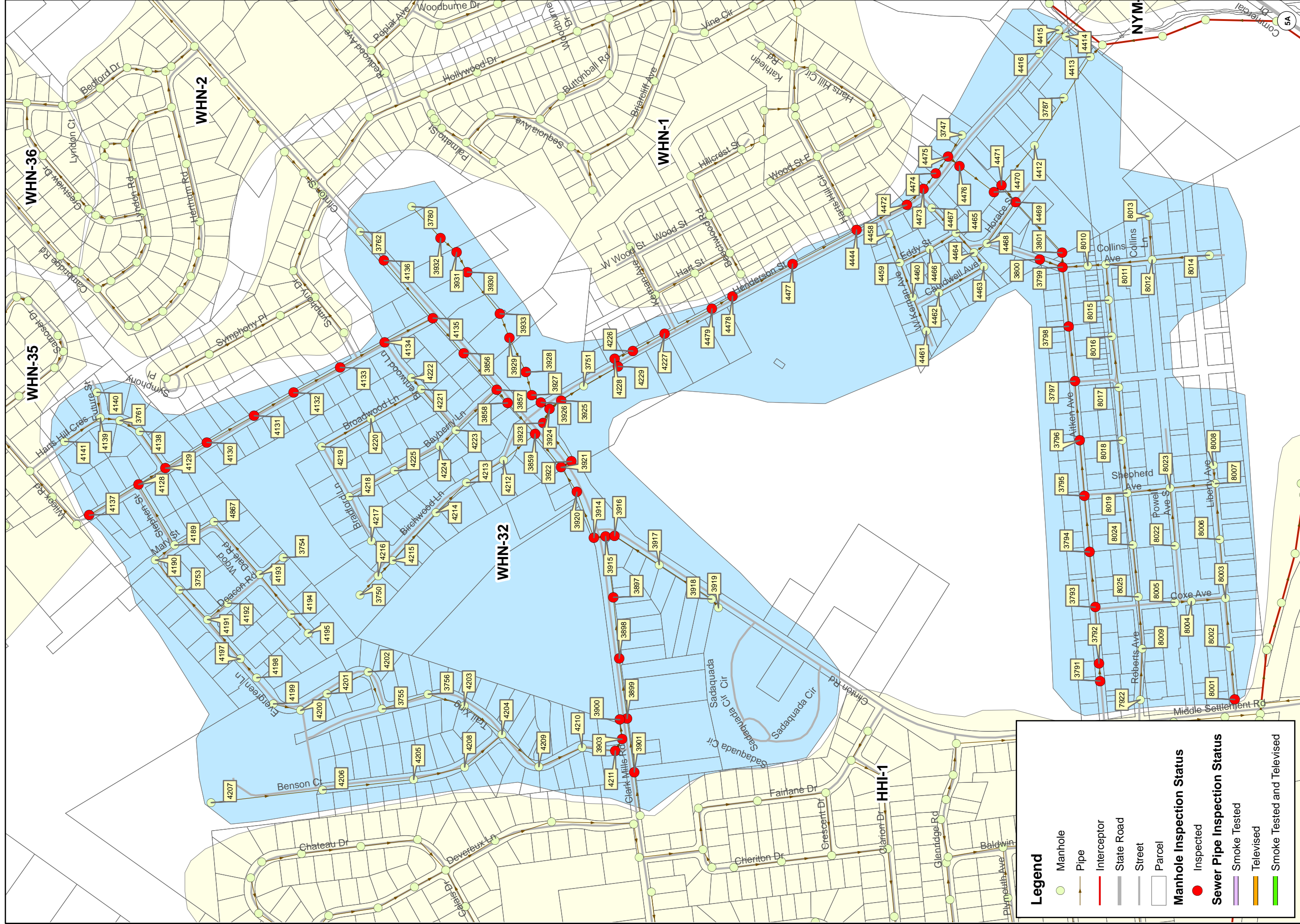
July 2010

SHUMATEL
Sewer Inspection & Line Services, LLC

Sauquoit Creek Pumping Station Basin

Inspection Status

Whitestown - WHN-2



Legend

- Manhole
- Pipe
- Interceptor
- State Road
- Street
- Parcel

Manhole Inspection Status

- Inspected

Sewer Pipe Inspection Status

- Smoke Tested
- Televised
- Smoke Tested and Televised

Scale:

1 inch = 500 feet



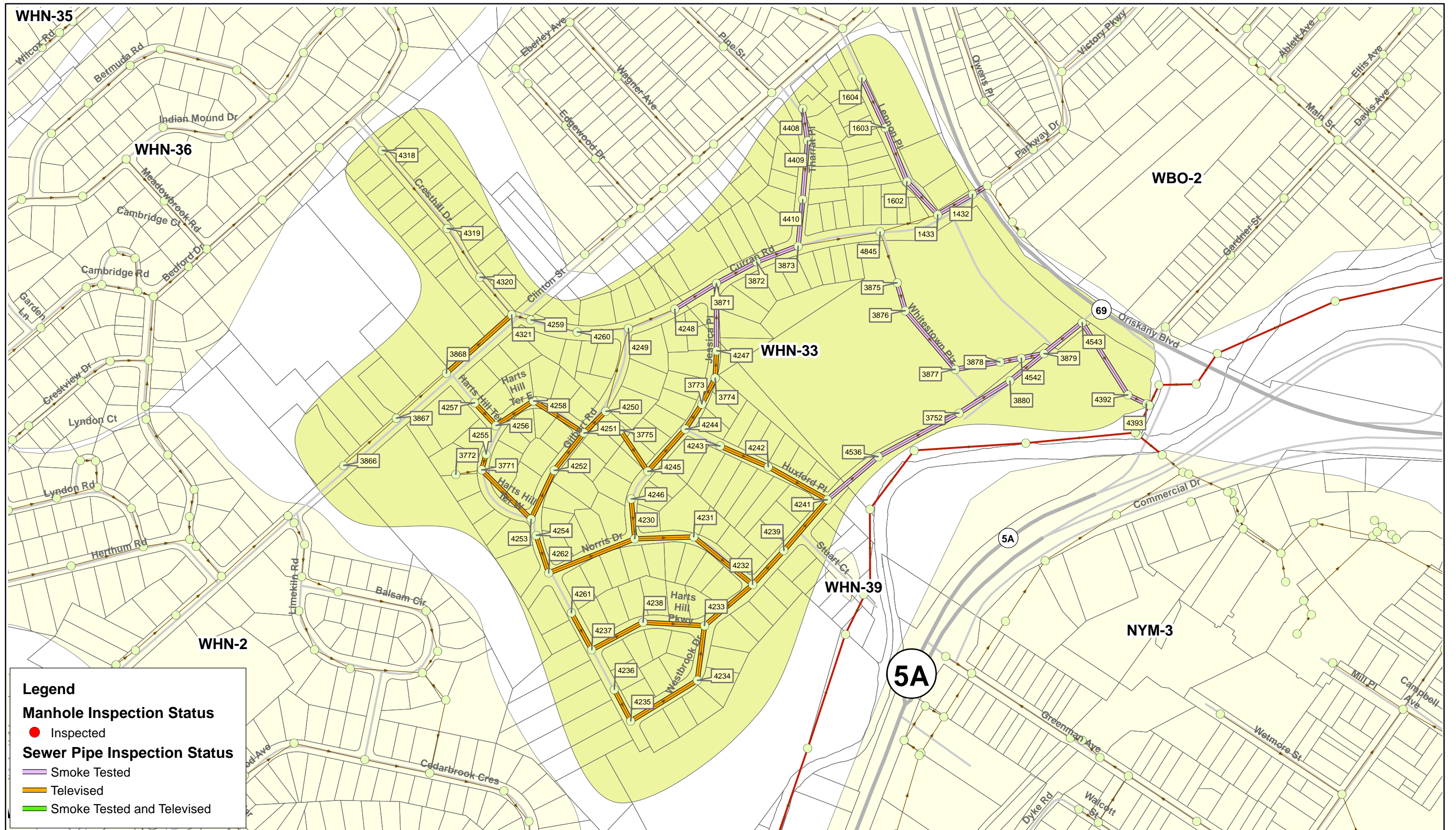
Sauquoit Creek Pumping Station Basin Inspection Status Whitestown - WHN-32

STEARNS & WHEELER
CLIENTS PEOPLE PERFORMANCE

BROWN AND CALDWELL

July 2010

SHUMAKER
Consulting Engineers & Land Surveyors, P.C.



Legend

Manhole Inspection Status

- Inspected

Sewer Pipe Inspection Status

- Smoke Tested
- Televised
- Smoke Tested and Televised

Scale:
1 inch = 400 feet
0 200 400
Feet

- Manhole
- Pipe
- Interceptor
- State Road
- Street
- Parcel



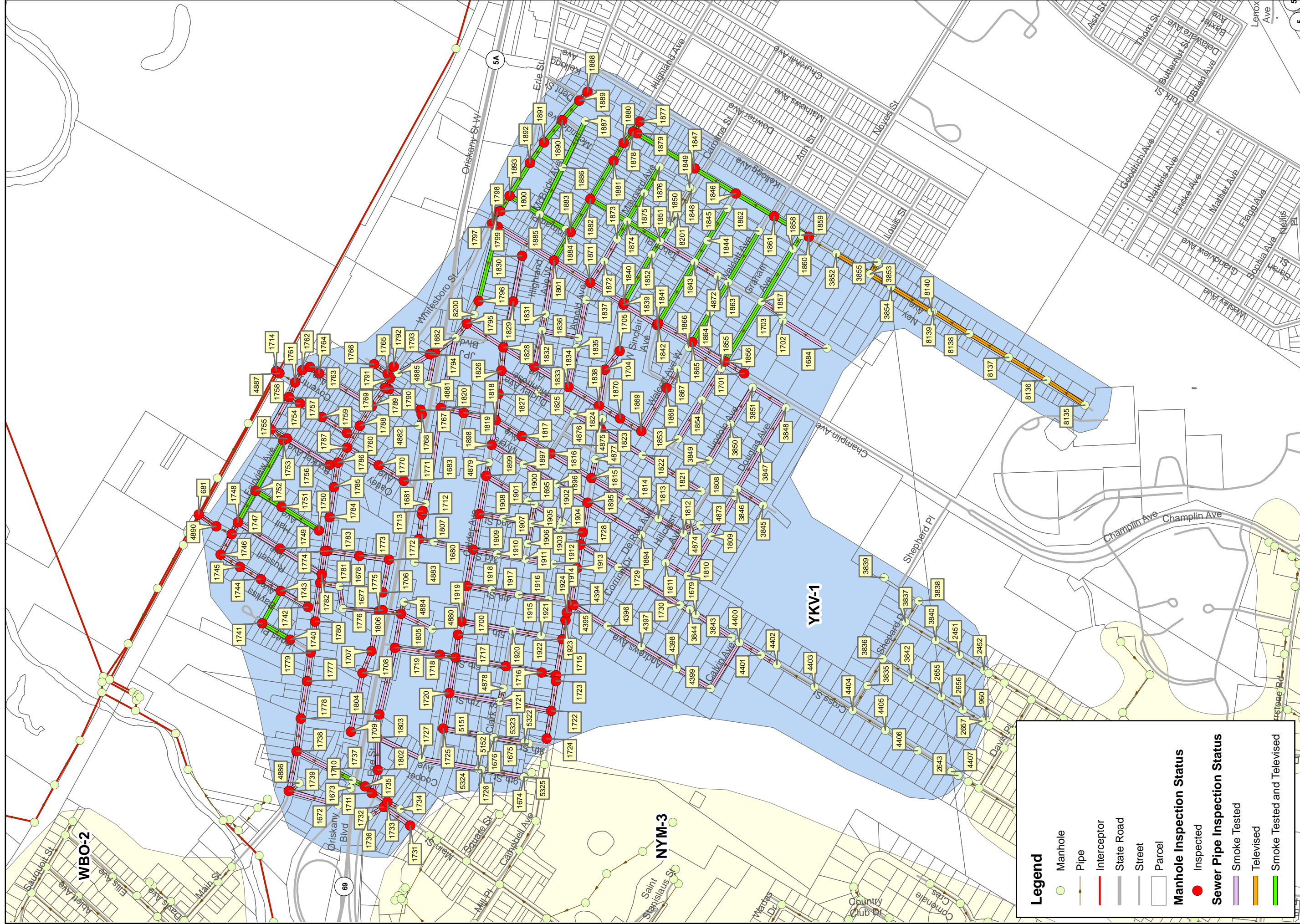
STEARNS & WHEELER
CLIENTS | PEOPLE | PERFORMANCE



July 2010



**Sauquoit Creek Pumping Station Basin
Inspection Status
Whitestown - WHN-33**



Legend

- Manhole
- Pipe
- Interceptor
- State Road
- Street
- Parcel

Manhole Inspection Status

- Inspected

Sewer Pipe Inspection Status

- Smoke Tested
- Televised
- Smoke Tested and Televised



STEARNS & WHEELER
CLIENTS PEOPLE PERFORMANCE



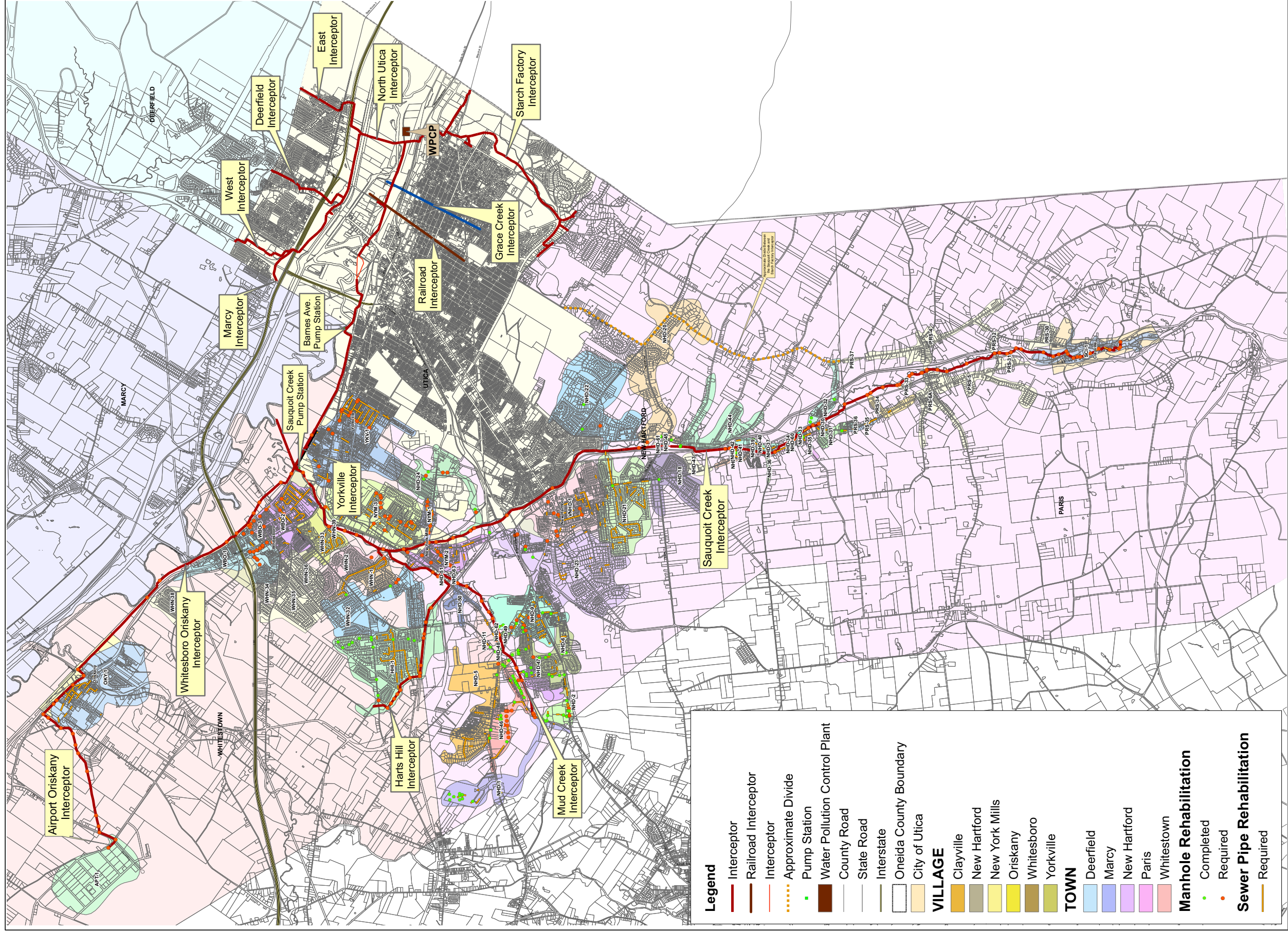
BROWN AND CALDWELL

July 2010

Sauquoit Creek Pumping Station Basin Inspection Status Yorkville - YKV-1

Scale:
1 inch = 700 feet
0 350 700 Feet

APPENDIX B
RDI/I REDUCTION PROJECT LOCATION MAPS



Legend

- Interceptor
- Railroad Interceptor
- Interceptor
- Approximate Divide
- Pump Station
- Water Pollution Control Plant
- County Road
- State Road
- Interstate
- Oneida County Boundary
- City of Utica

VILLAGE

- Clayville
- New Hartford
- New York Mills
- Oriskany
- Whitesboro
- Yorkville

TOWN

- Deerfield
- Marcy
- New Hartford
- Paris
- Whitesboro

Manhole Rehabilitation

- Completed
- Required

Sewer Pipe Rehabilitation

- Required

Scale:

1 inch = 2,000 feet



STEARNS & WHEELER
Environmental Engineers & Scientists

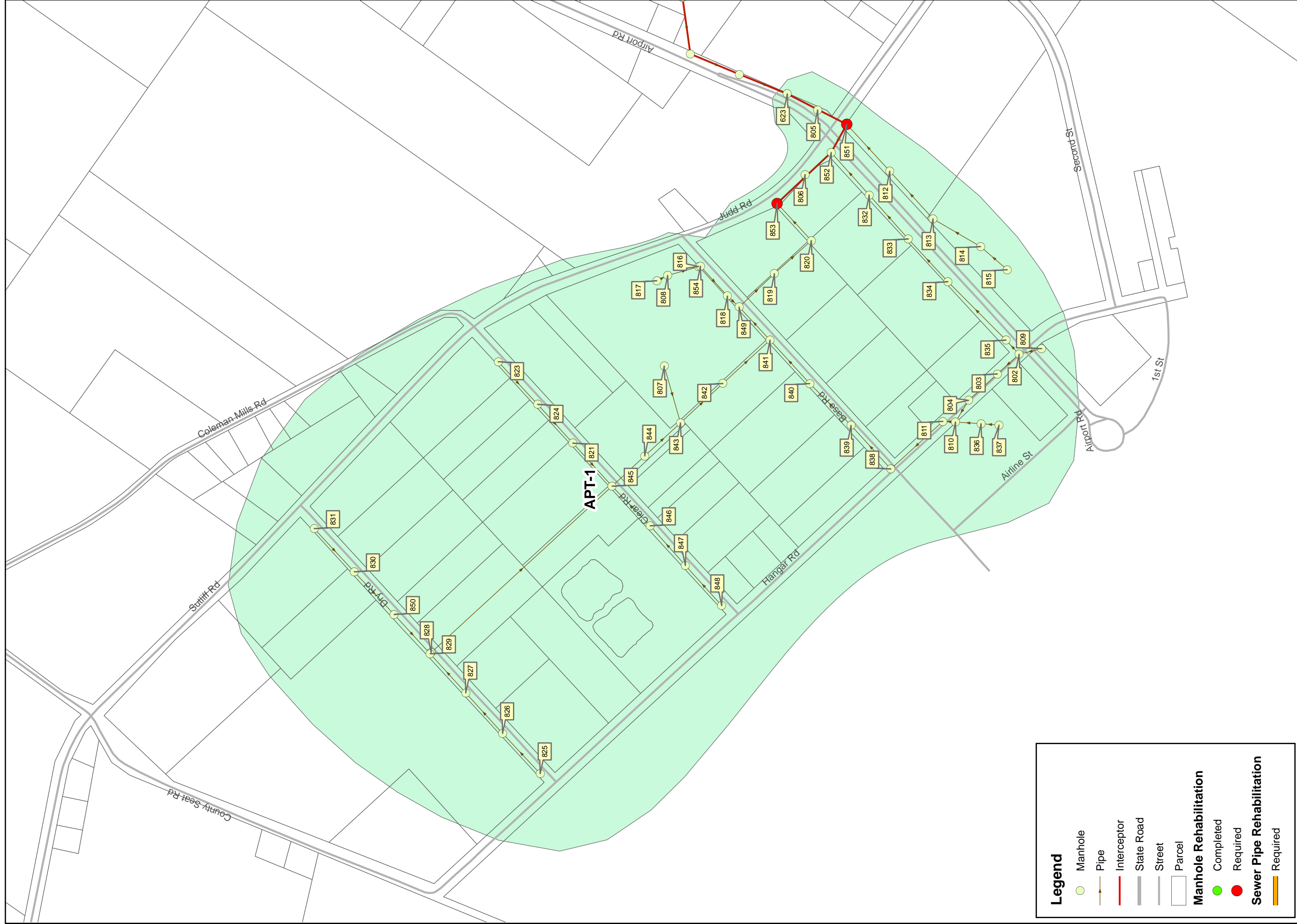


July 2010

BROWN AND CALDWELL

Sauquoit Creek Pumping Station Basin RDI/I REDUCTION PROJECT LOCATIONS

Oneida County, NY



Legend

- Manhole
- Pipe
- Interceptor
- State Road
- Street
- Parcel

Manhole Rehabilitation

- Completed
- Required

Sewer Pipe Rehabilitation

- Required

Scale:

1 inch = 600 feet



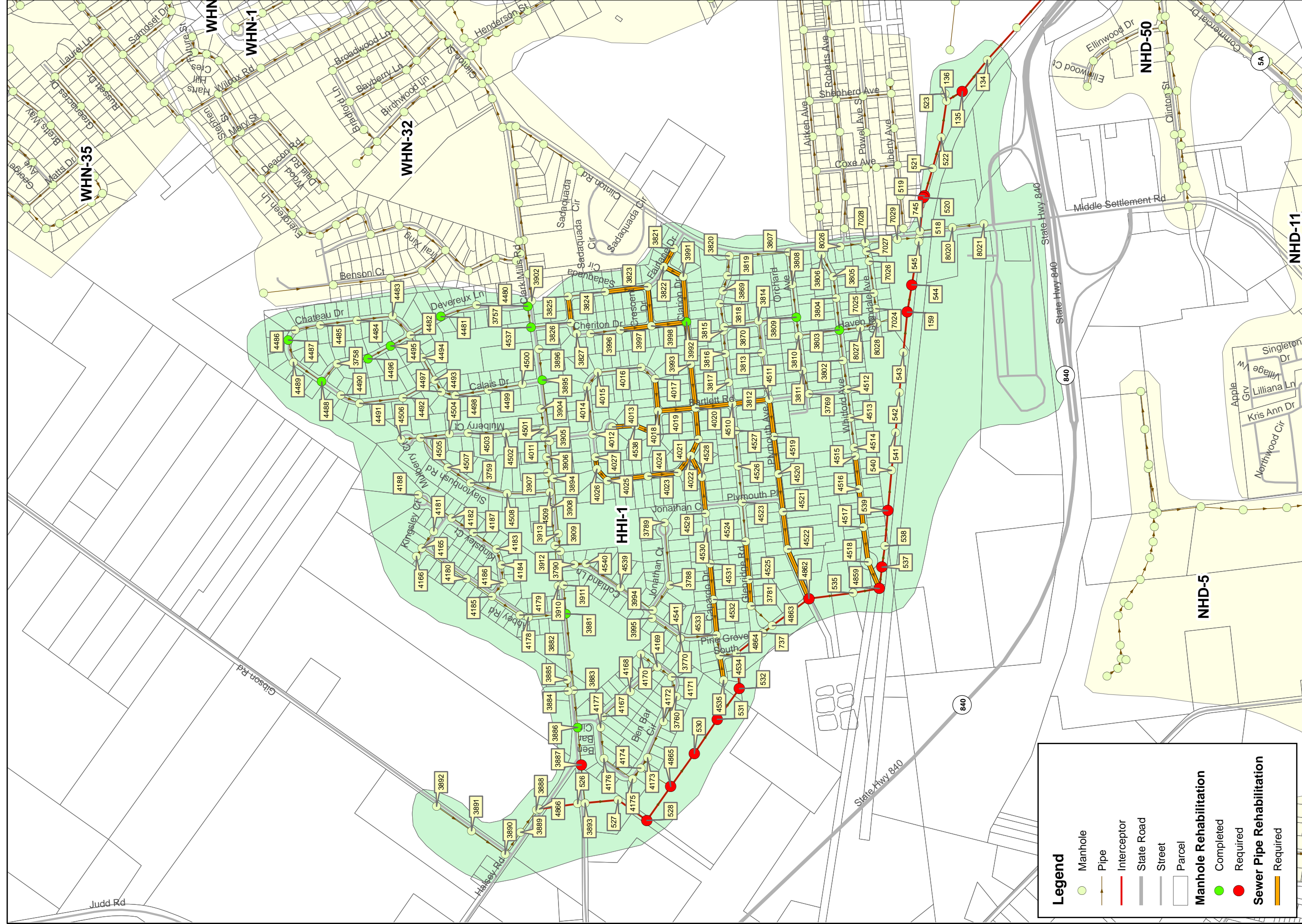
STEARNS & WHEELER
CLIENTS | PEOPLE | PERFORMANCE



July 2010

BROWN AND CALDWELL

Sauquoit Creek Pumping Station Basin RDI/I Reduction Project Locations Airport - APT-1



Legend

- Manhole
- Pipe
- Interceptor
- State Road
- Street
- Parcel

Manhole Rehabilitation

- Completed
- Required

Sewer Pipe Rehabilitation

- Required



Scale:
1 inch = 800 feet

0 400 800 1,600 Feet

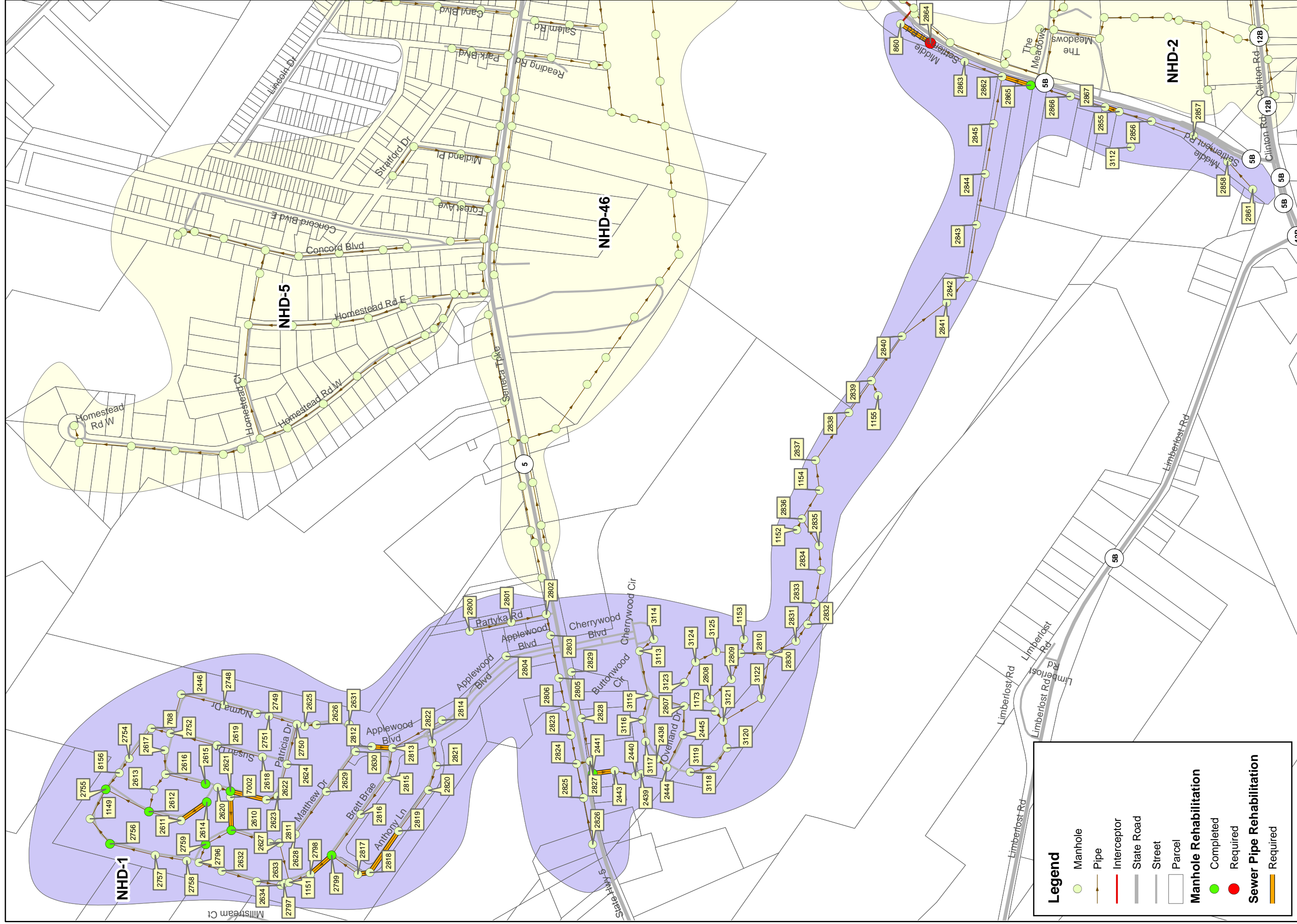
STEARNS & WHEELER
CLIENTS' PEOPLE PERFORMANCE

BROWN AND CALDWELL

July 2010

SHUMAKER
Consulting Engineers & Land Surveyors, P.C.

Sauquoit Creek Pumping Station Basin
RDI/I Reduction Project Locations
Harts Hill Inn - HHI-1







CLIENTS' PEOPLE' PERFORMANCE
 July 2010

Sauquoit Creek Pumping Station Basin

RDI/I Reduction Project Locations

New Hartford (T) - NHD-1

Scale:
 1 inch = 600 feet
 0 300 600 Feet



Legend

- Manhole
- Pipe
- Interceptor
- State Road
- Street
- Parcel

Manhole Rehabilitation

- Completed
- Required

Sewer Pipe Rehabilitation

- Required

Scale:

1 inch = 200 feet



**Sauquoit Creek Pumping Station Basin
RDI/I Reduction Project Locations
New Hartford (T) - NHD-2**

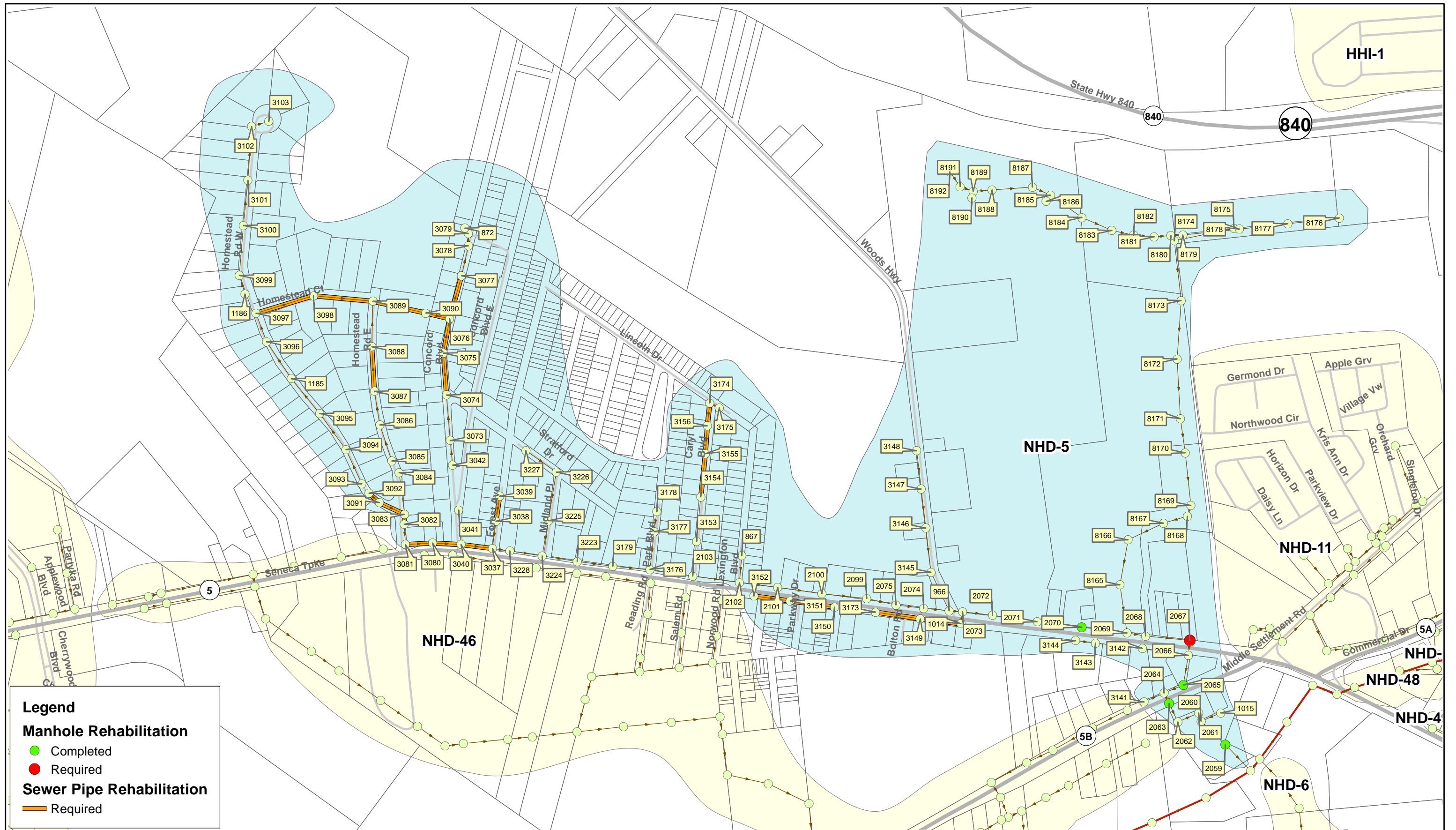
STEARNS & WHEELER
CLIENTS | PEOPLE | PERFORMANCE

BROWN AND CALDWELL

July 2010

GHD

SHUMAKER
Consulting Engineers & Land Surveyors, P.C.



Legend

Manhole Rehabilitation

- Completed
- Required

Sewer Pipe Rehabilitation

- Required

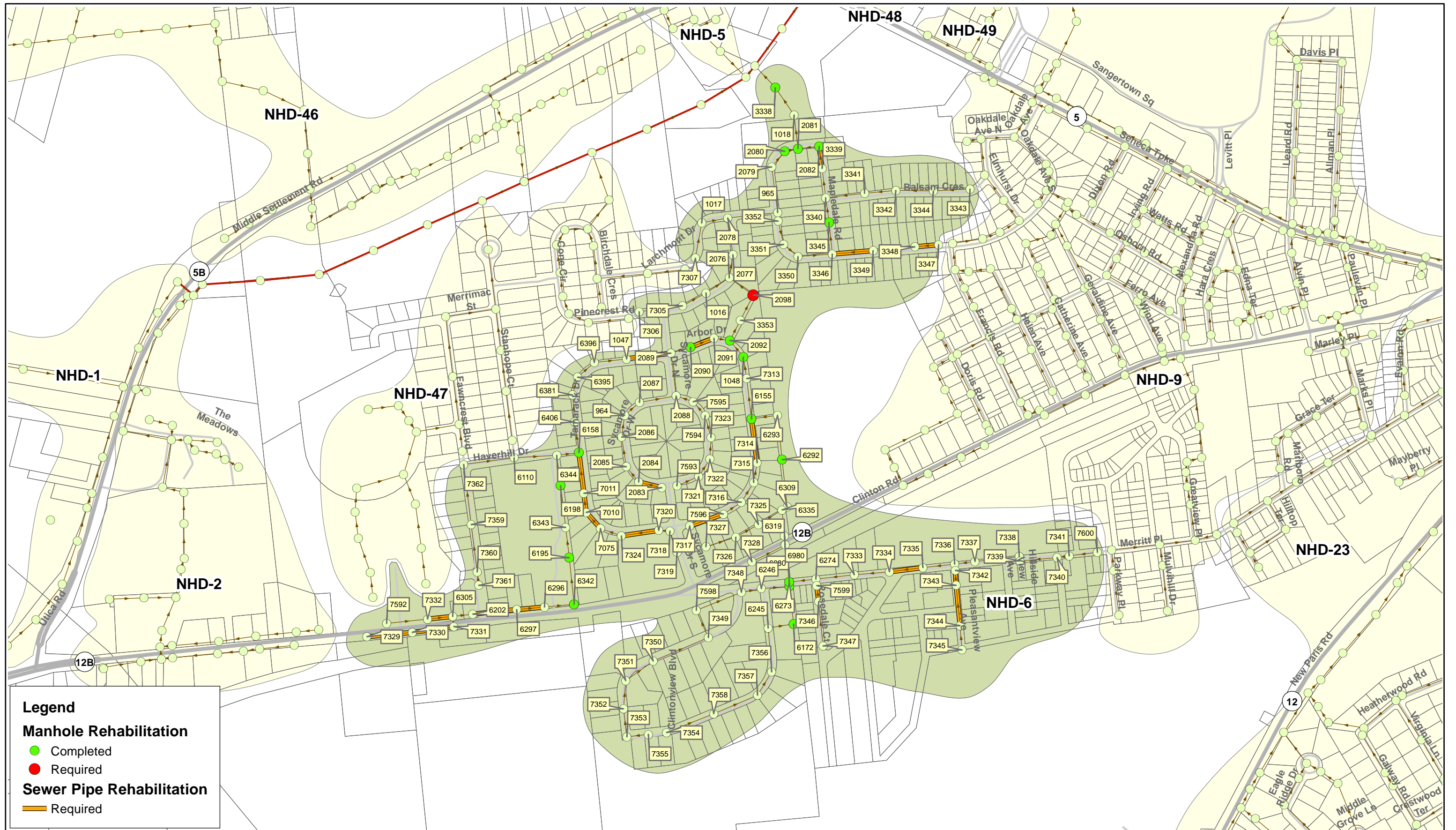
Scale:
1 inch = 600 feet

- Manhole
- Pipe
- Interceptor
- State Road
- Street
- Parcel

July 2010



Sauquoit Creek Pumping Station Basin
RDI/I Reduction Project Locations
New Hartford (T) - NHD-5



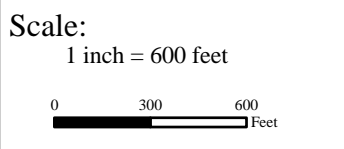
Legend

Manhole Rehabilitation

- Completed
- Required

Sewer Pipe Rehabilitation

- Required

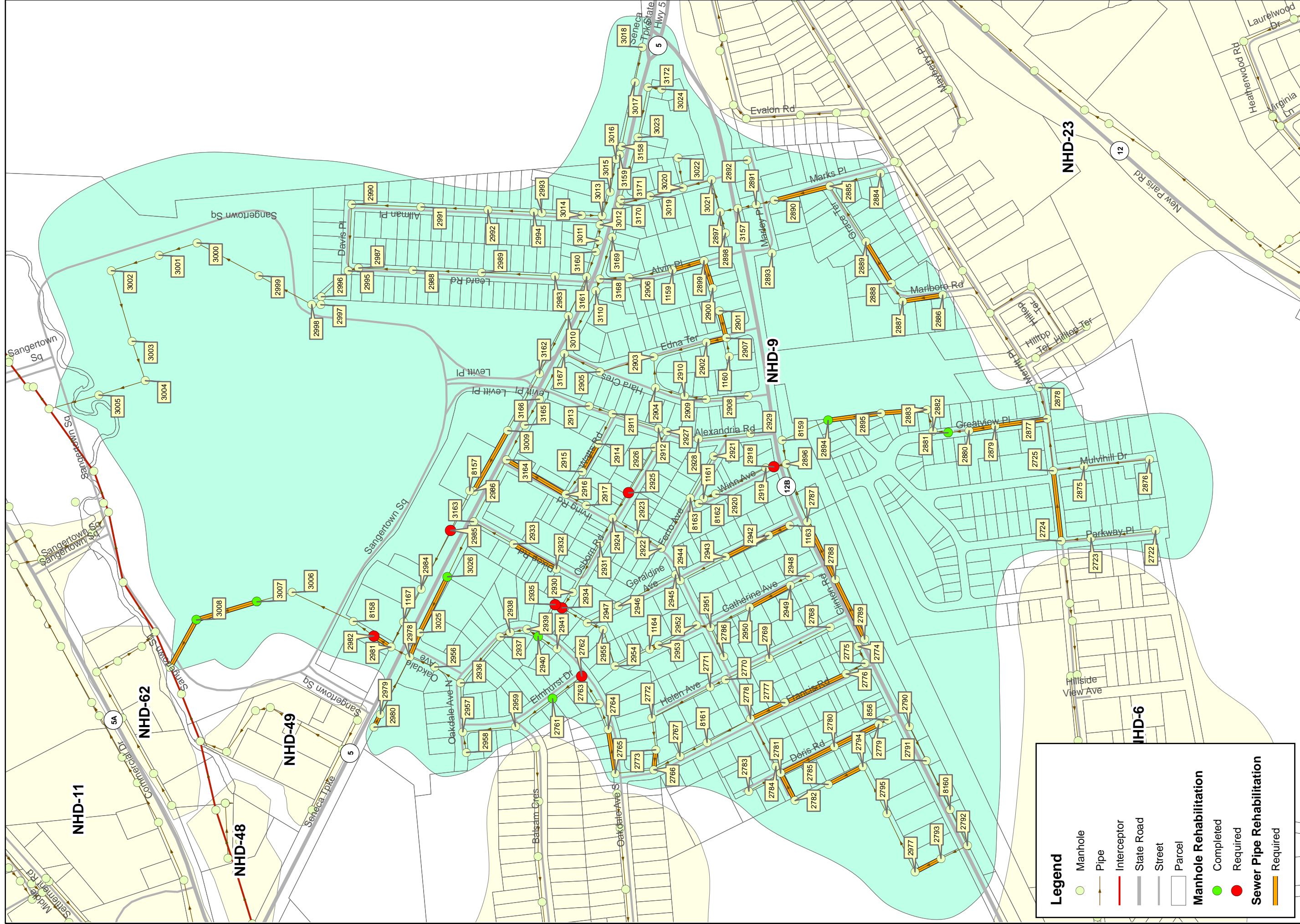


- Manhole
- Pipe
- Interceptor
- State Road
- Street
- Parcel

July 2010



Sauquoit Creek Pumping Station Basin
RDI/I Reduction Project Locations
New Hartford (T) - NHD-6





Sauquoit Creek Pumping Station Basin RDI/I Reduction Project Locations New Hartford (T) - NHD-9












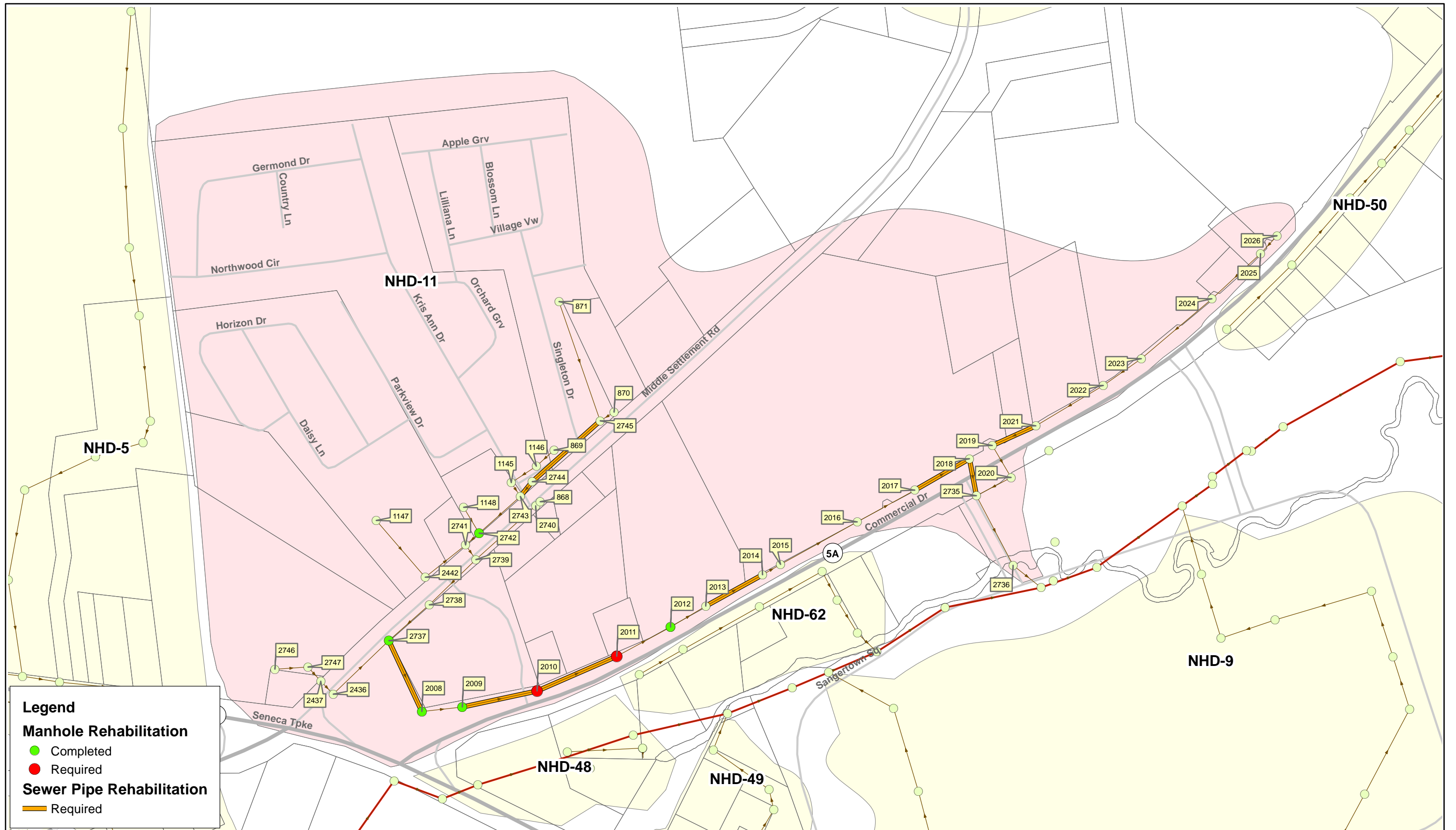



July 2010

Scale: 1 inch = 400 feet
 0 200 400 800 Feet

Legend	
	Manhole
	Pipe
	Interceptor
	State Road
	Street
	Parcel
Manhole Rehabilitation	
	Completed
	Required
Sewer Pipe Rehabilitation	
	Required



Legend

Manhole Rehabilitation

- Completed
- Required

Sewer Pipe Rehabilitation

- Required

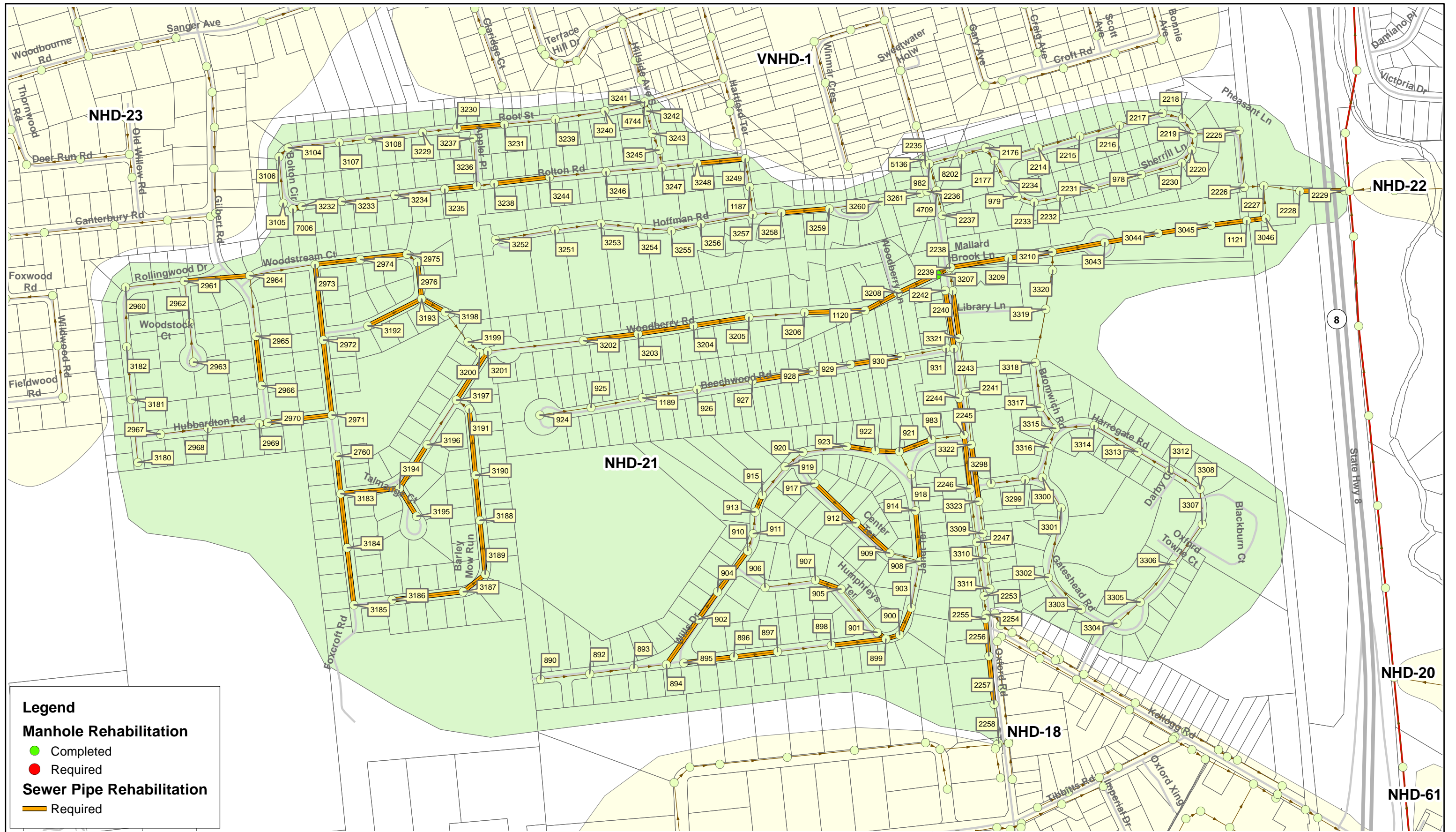
Scale:
1 inch = 300 feet
0 150 300
Feet

- Manhole
- Pipe
- Interceptor
- State Road
- Street
- Parcel

July 2010



Sauquoit Creek Pumping Station Basin
RDI/I Reduction Project Locations
New Hartford (T) - NHD-11



Legend

Manhole Rehabilitation

- Completed
- Required

Sewer Pipe Rehabilitation

- Required

Scale:
1 inch = 500 feet

0 250 500
Feet

- Manhole
- Pipe
- Interceptor
- State Road
- Street
- Parcel



SHUMAKER
Consulting Engineering & Land Surveying, P.C.



STEARNS & WHEELER
CLIENTS | PEOPLE | PERFORMANCE



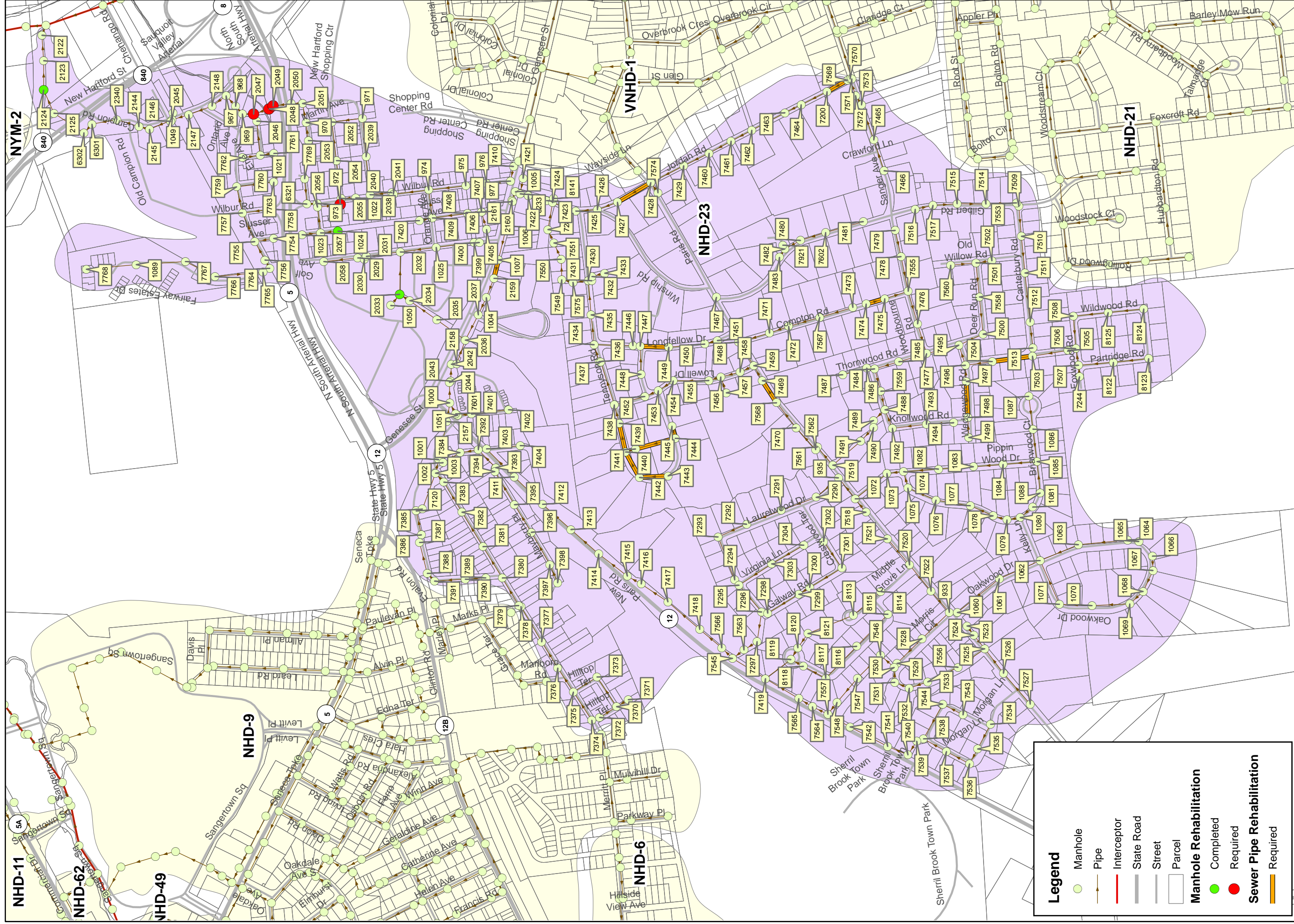
BROWN AND CALDWELL

July 2010

Sauquoit Creek Pumping Station Basin

RDI/I Reduction Project Locations

New Hartford (T) - NHD-21





Sauquoit Creek Pumping Station Basin RDI/I Reduction Project Locations New Hartford (T) - NHD-23

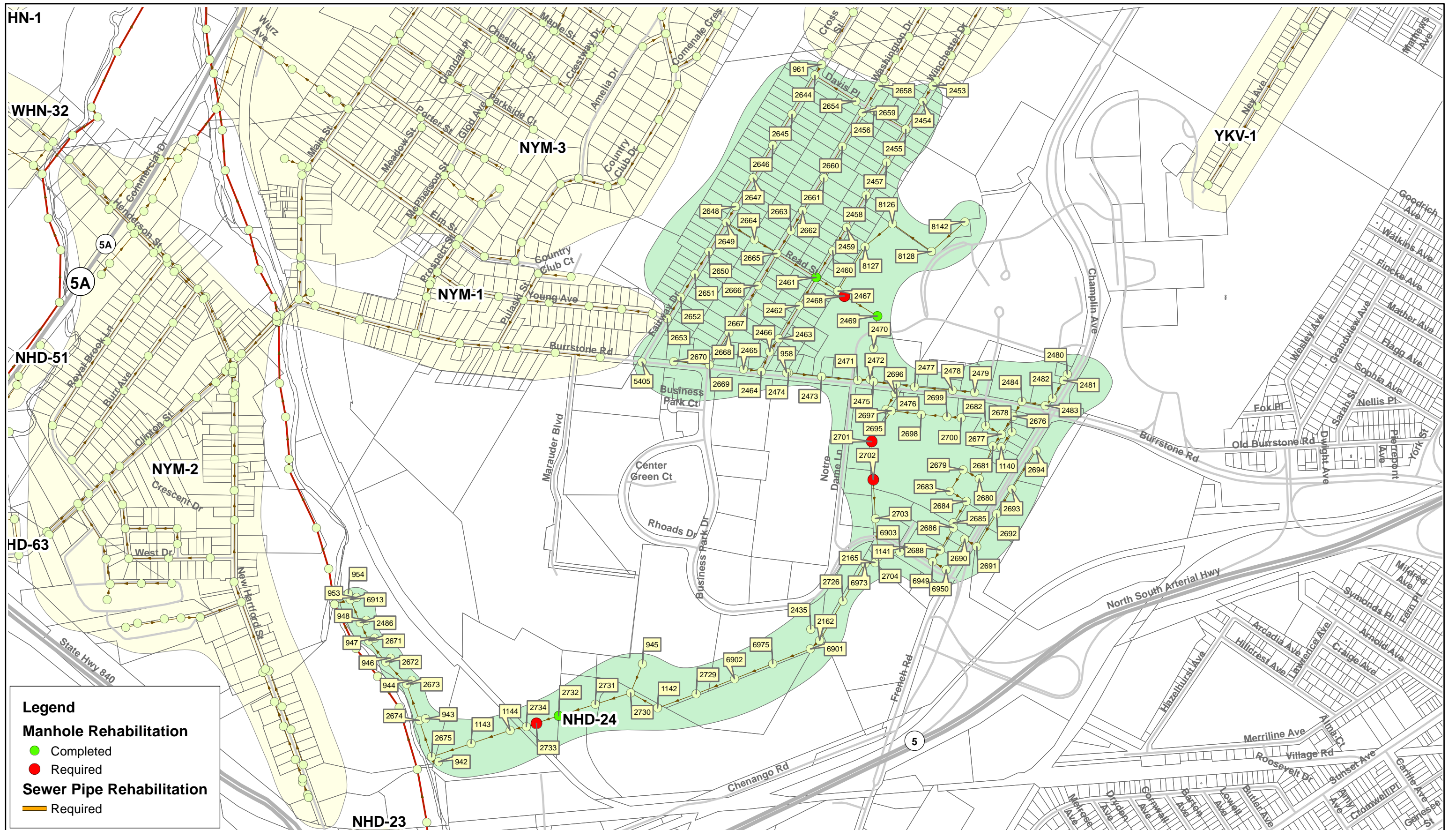





July 2010

Scale:
 1 inch = 700 feet
 0 350 700 1,400 Feet



Legend

Manhole Rehabilitation

- Completed
- Required

Sewer Pipe Rehabilitation

- Required

Scale:
1 inch = 700 feet
0 350 700
Feet

- Manhole
- Pipe
- Interceptor
- State Road
- Street
- Parcel



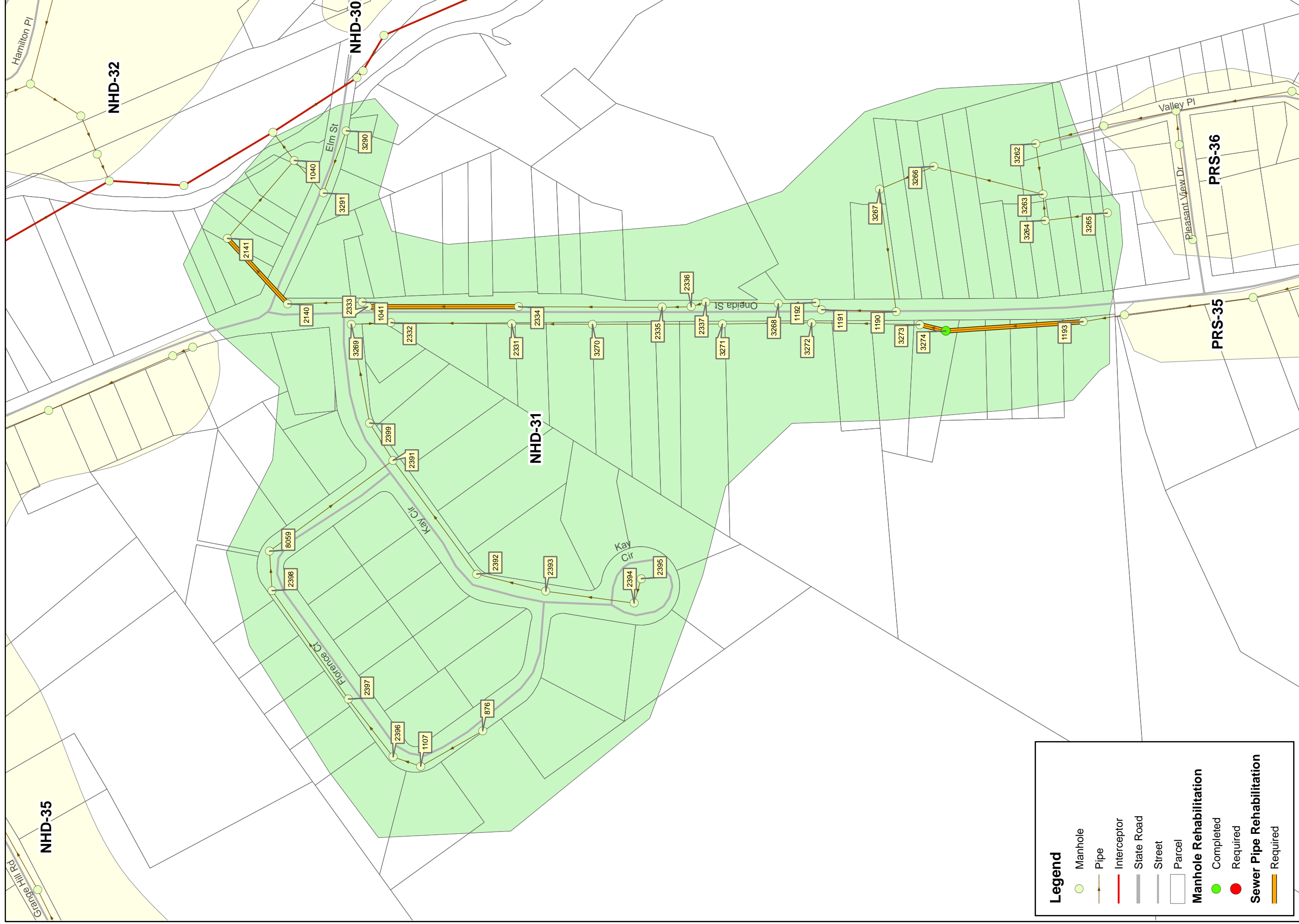
STEARNS & WHEELER
CLIENTS | PEOPLE | PERFORMANCE



July 2010



Sauquoit Creek Pumping Station Basin
RDI/I Reduction Project Locations
New Hartford (T) - NHD-24



Legend

- Manhole
- Pipe
- Interceptor
- State Road
- Street
- Parcel

Manhole Rehabilitation

- Completed
- Required

Sewer Pipe Rehabilitation

- Required

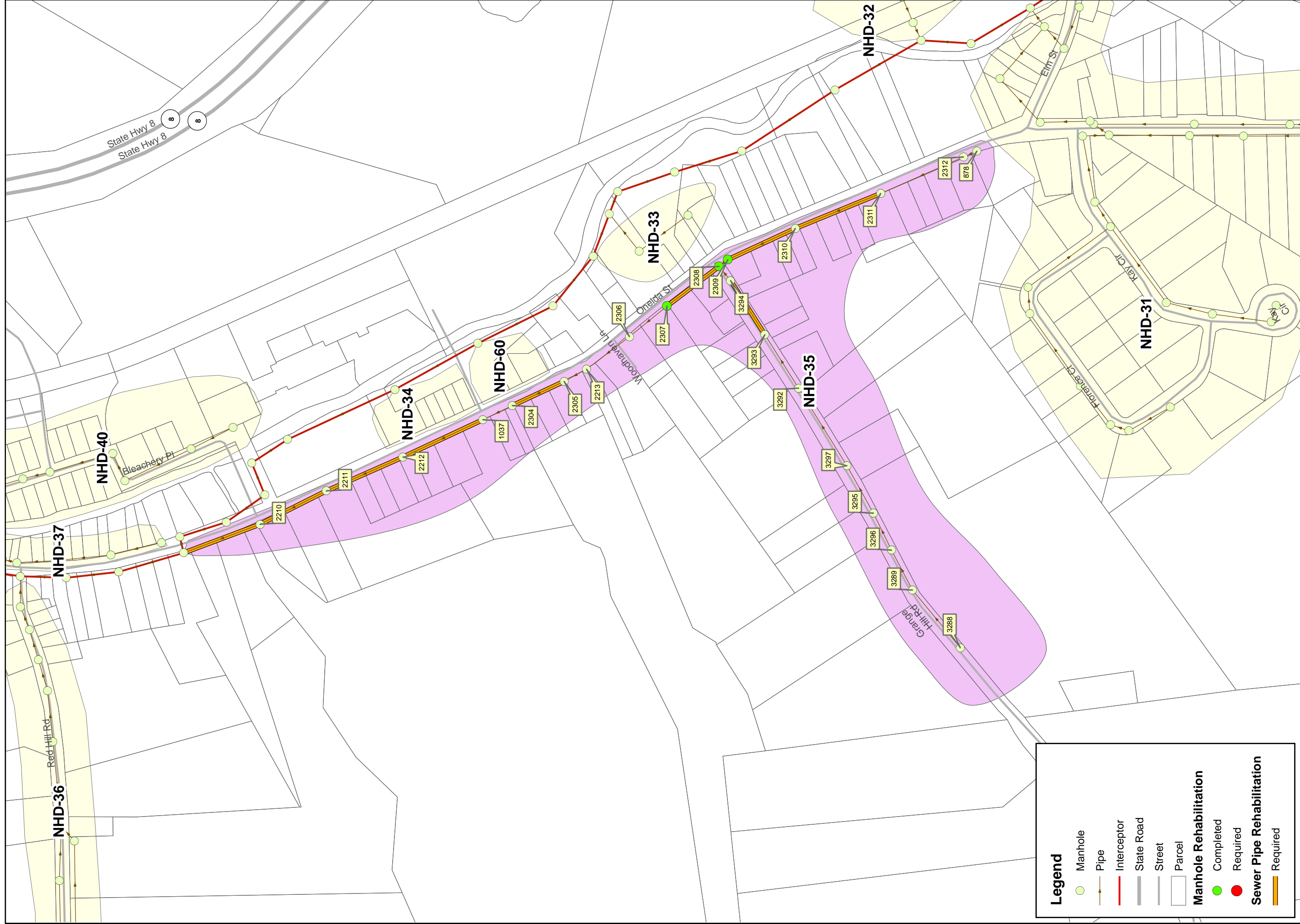
Scale:

1 inch = 200 feet



Sauquoit Creek Pumping Station Basin RDI/I Reduction Project Locations New Hartford (T) - NHD-31

July 2010



Legend

- Manhole
- Pipe
- Interceptor
- State Road
- Street
- Parcel

Manhole Rehabilitation

- Completed
- Required

Sewer Pipe Rehabilitation

- Required

Scale:
 1 inch = 300 feet
 0 150 300 600 Feet



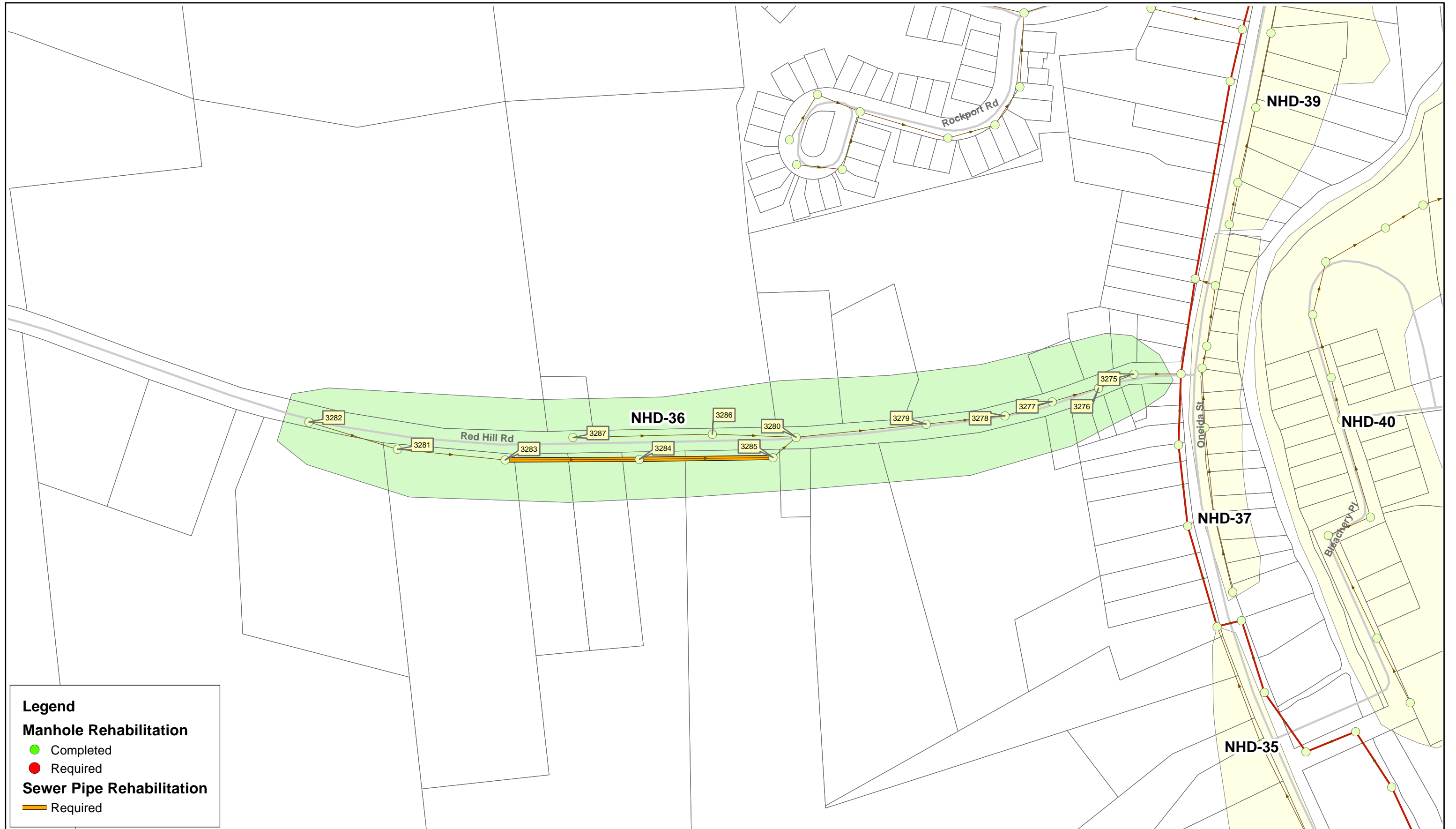
STEARNS & WHEELER
 CLIENTS' PEOPLE PERFORMANCE

BROWN AND CALDWELL

July 2010

SHUMAKER
 Consulting Engineers & Land Surveyors, P.C.

**Sauquoit Creek Pumping Station Basin
 RDI/I Reduction Project Locations
 New Hartford (T) - NHD-35**



Legend

Manhole Rehabilitation

- Completed
- Required


Sewer Pipe Rehabilitation

- Required


Scale:
1 inch = 200 feet

0 100 200
Feet


- Manhole
- Pipe
- Interceptor
- State Road
- Street
- Parcel



SHUMAKER
Consulting Engineering & Land Surveying, P.C.




STEARNS & WHEELER
CLIENTS | PEOPLE | PERFORMANCE

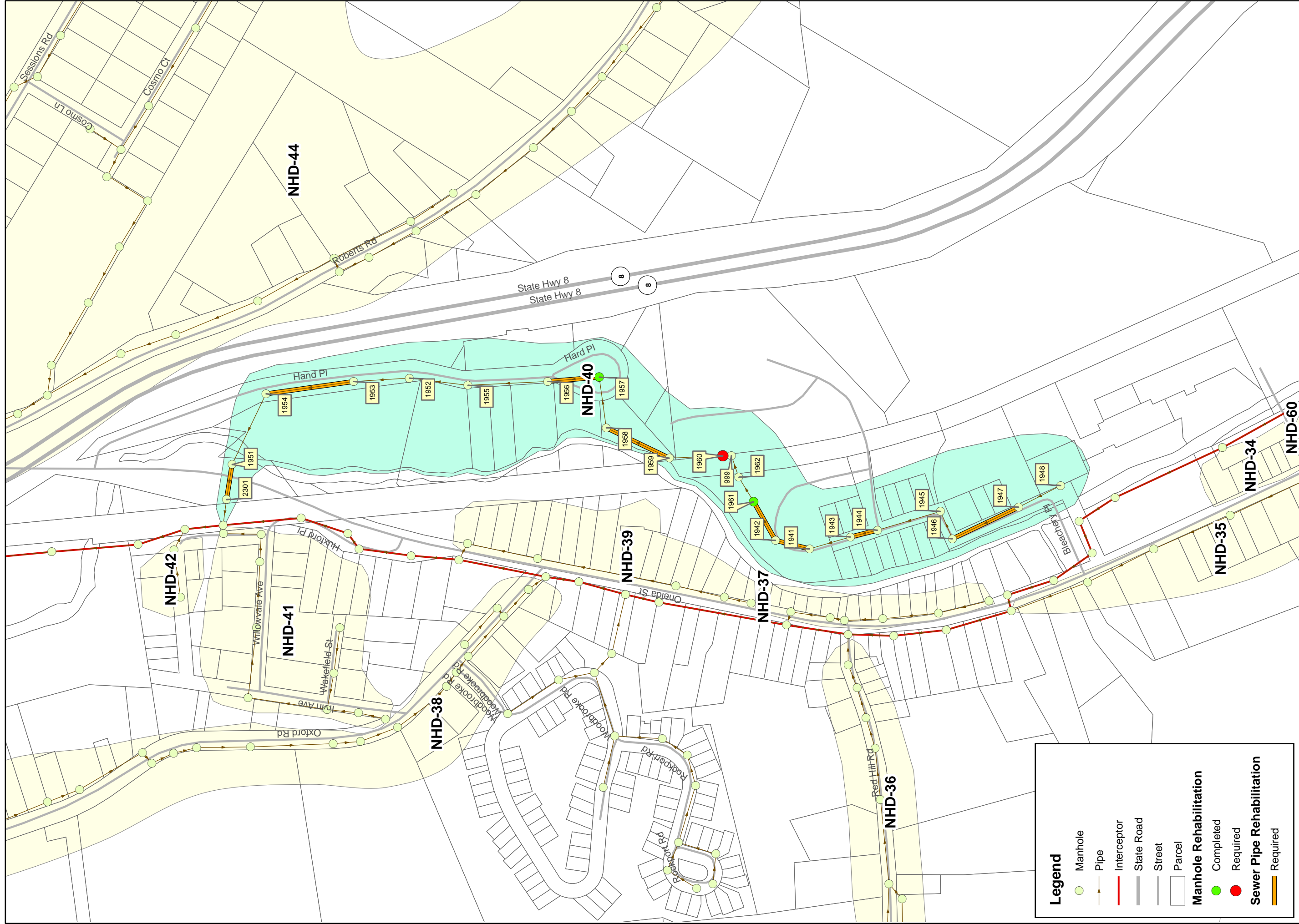


BROWN AND CALDWELL

July 2010



Sauquoit Creek Pumping Station Basin
RDI/I Reduction Project Locations
New Hartford (T) - NHD-36



Legend

- Manhole
- Pipe
- Interceptor
- State Road
- Street
- Parcel

Manhole Rehabilitation

- Completed
- Required

Sewer Pipe Rehabilitation

- Required
- Completed



Scale:
1 inch = 300 feet

0 150 300 600 Feet

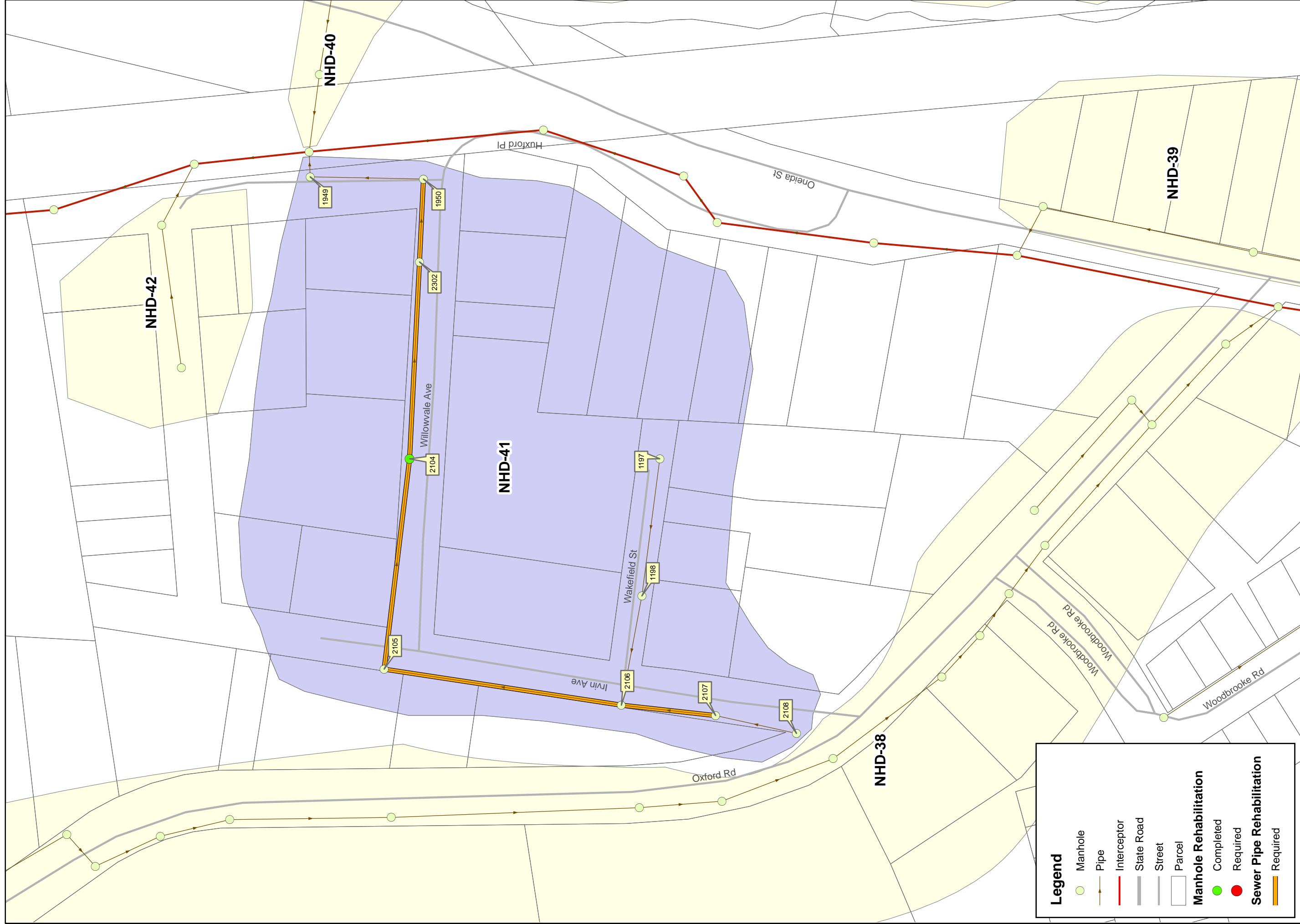
STEARNS & WHEELER
CLIENTS' PEOPLE PERFORMANCE

BROWN AND CALDWELL

July 2010

SHUMAKER
Consulting Engineers & Land Surveyors, P.C.

**Sauquoit Creek Pumping Station Basin
RDI/I Reduction Project Locations
New Hartford (T) - NHD-40**



Legend

- Manhole
- Pipe
- Interceptor
- State Road
- Street
- Parcel

Manhole Rehabilitation

- Completed
- Required

Sewer Pipe Rehabilitation

- Required

Scale:
 1 inch = 100 feet
 0 50 100 200 Feet



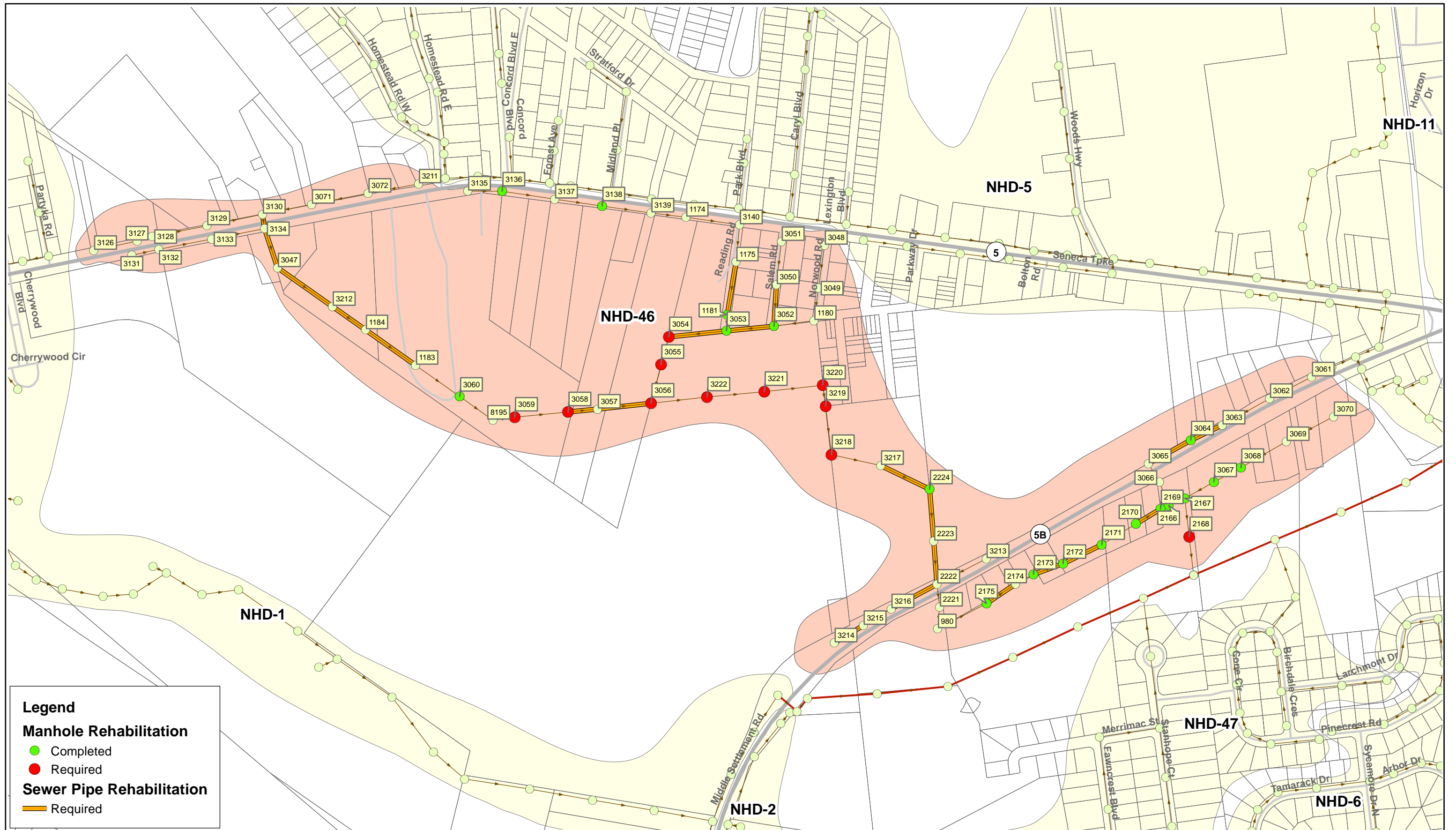
**Sauquoit Creek Pumping Station Basin
 RDI/I Reduction Project Locations
 New Hartford (T) - NHD-41**

STEARNS & WHEELER
 CLIENTS' PEOPLE PERFORMANCE

BROWN AND CALDWELL

July 2010

GHM
 SHUMAKER
 Consulting Engineers & Land Surveyors, P.C.



Legend

Manhole Rehabilitation

- Completed
- Required

Sewer Pipe Rehabilitation

- Required

Scale:
1 inch = 500 feet

0 250 500
Feet

- Manhole
- Pipe
- Interceptor
- State Road
- Street
- Parcel

SHUMAKER
Consulting Engineering & Land Surveying, P.C.

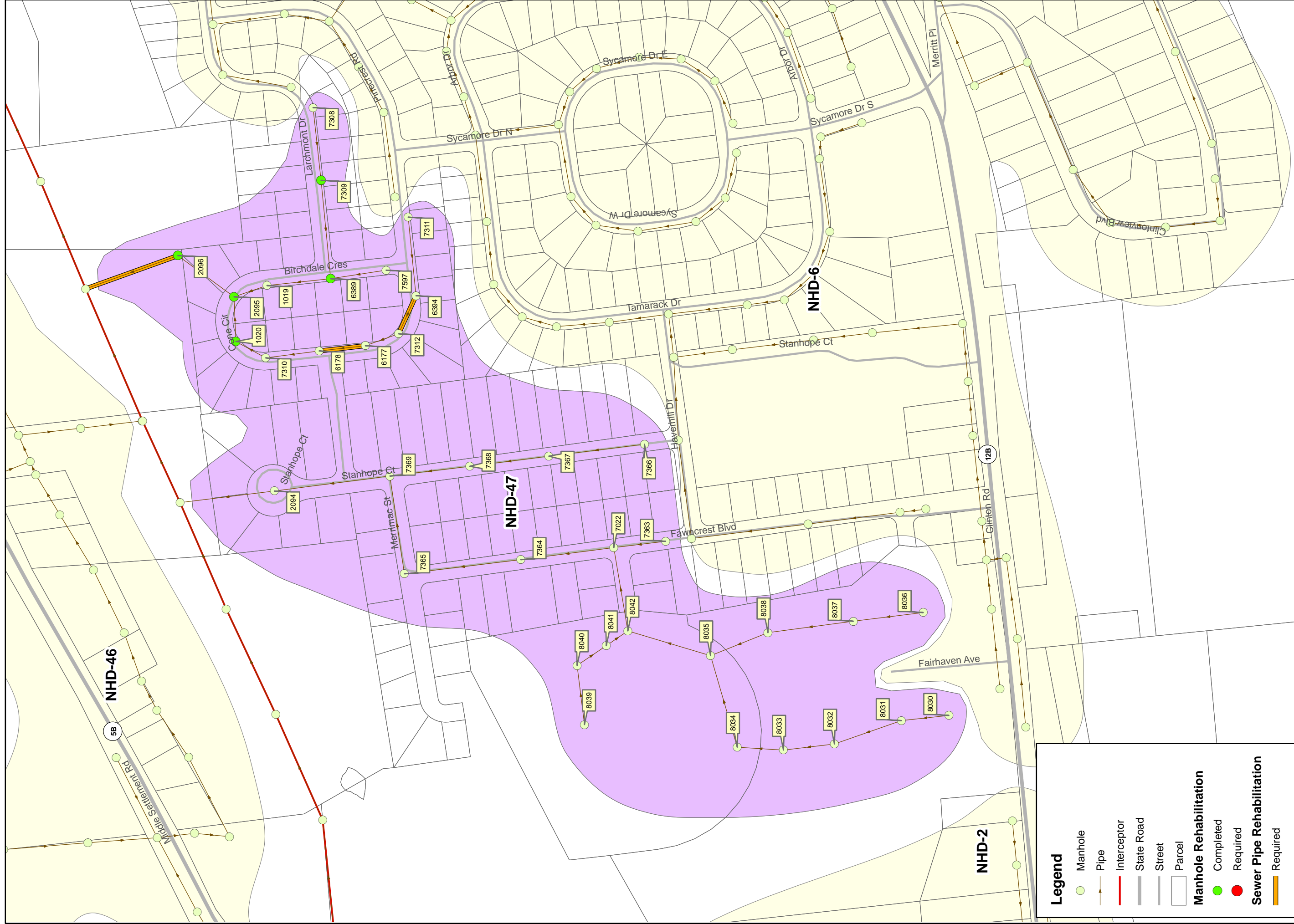
GHD
STEARNS & WHEELER
CLIENTS | PEOPLE | PERFORMANCE

BROWN AND CALDWELL

July 2010

N

Sauquoit Creek Pumping Station Basin
RDI/I Reduction Project Locations
New Hartford (T) - NHD-46



Legend

- Manhole
- Pipe
- Interceptor
- State Road
- Street
- Parcel

Manhole Rehabilitation

- Completed
- Required

Sewer Pipe Rehabilitation

- Required

Scale:
 1 inch = 300 feet
 0 150 300 600 Feet



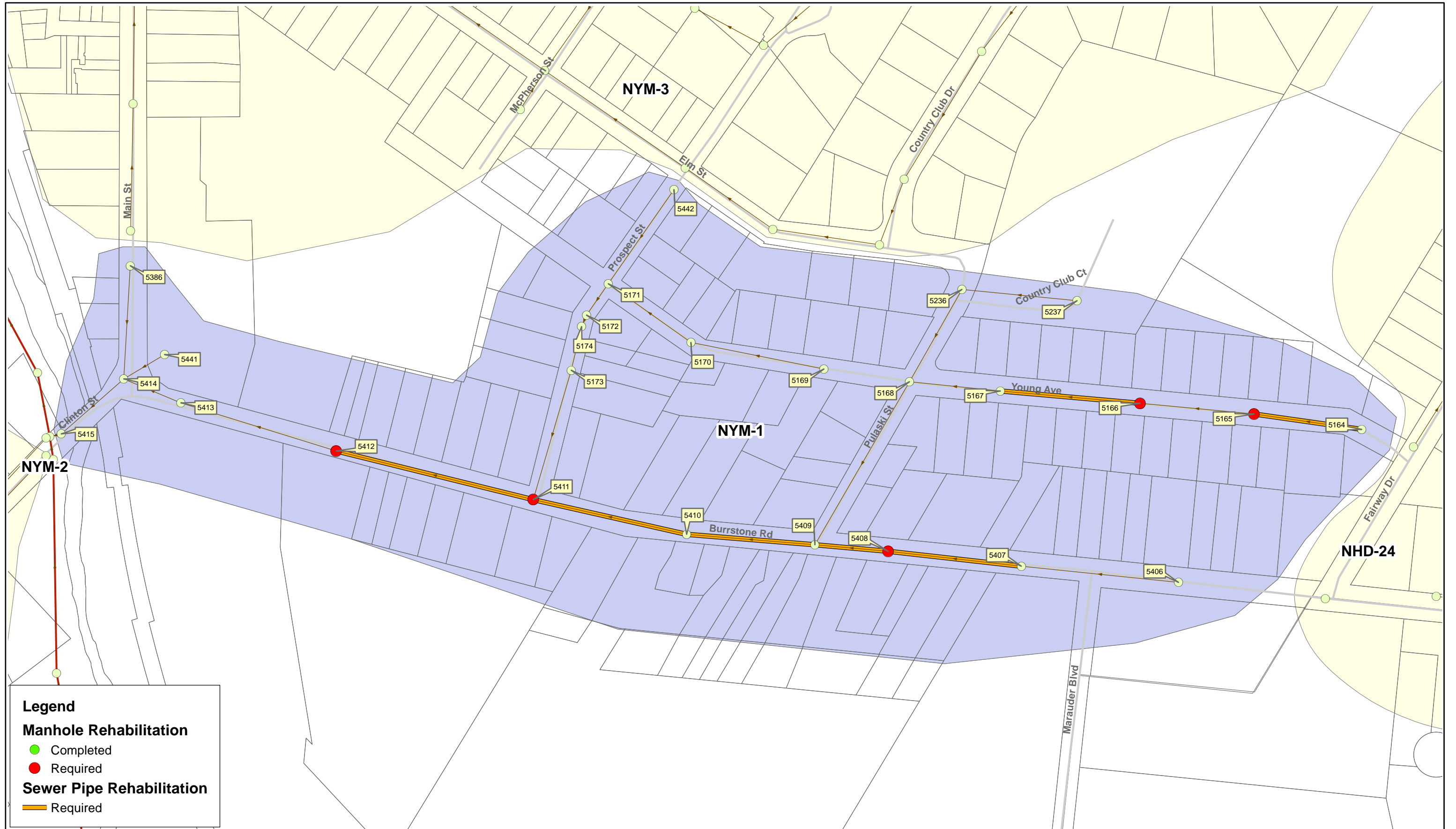
Sauquoit Creek Pumping Station Basin RDI/I Reduction Project Locations New Hartford (T) - NHD-47

STEARNS & WHEELER
 CLIENTS | PEOPLE | PERFORMANCE

BROWN AND CALDWELL

July 2010

GHD
 SHUMAKER
 Consulting Engineers & Land Surveyors, P.C.



Legend

Manhole Rehabilitation

- Completed
- Required

Sewer Pipe Rehabilitation

- Required


Scale:
1 inch = 200 feet

0 100 200
Feet

- Manhole
- Pipe
- Interceptor
- State Road
- Street
- Parcel



SHUMAKER
Consulting Engineering & Land Surveying, P.C.




STEARNS & WHEELER
CLIENTS | PEOPLE | PERFORMANCE

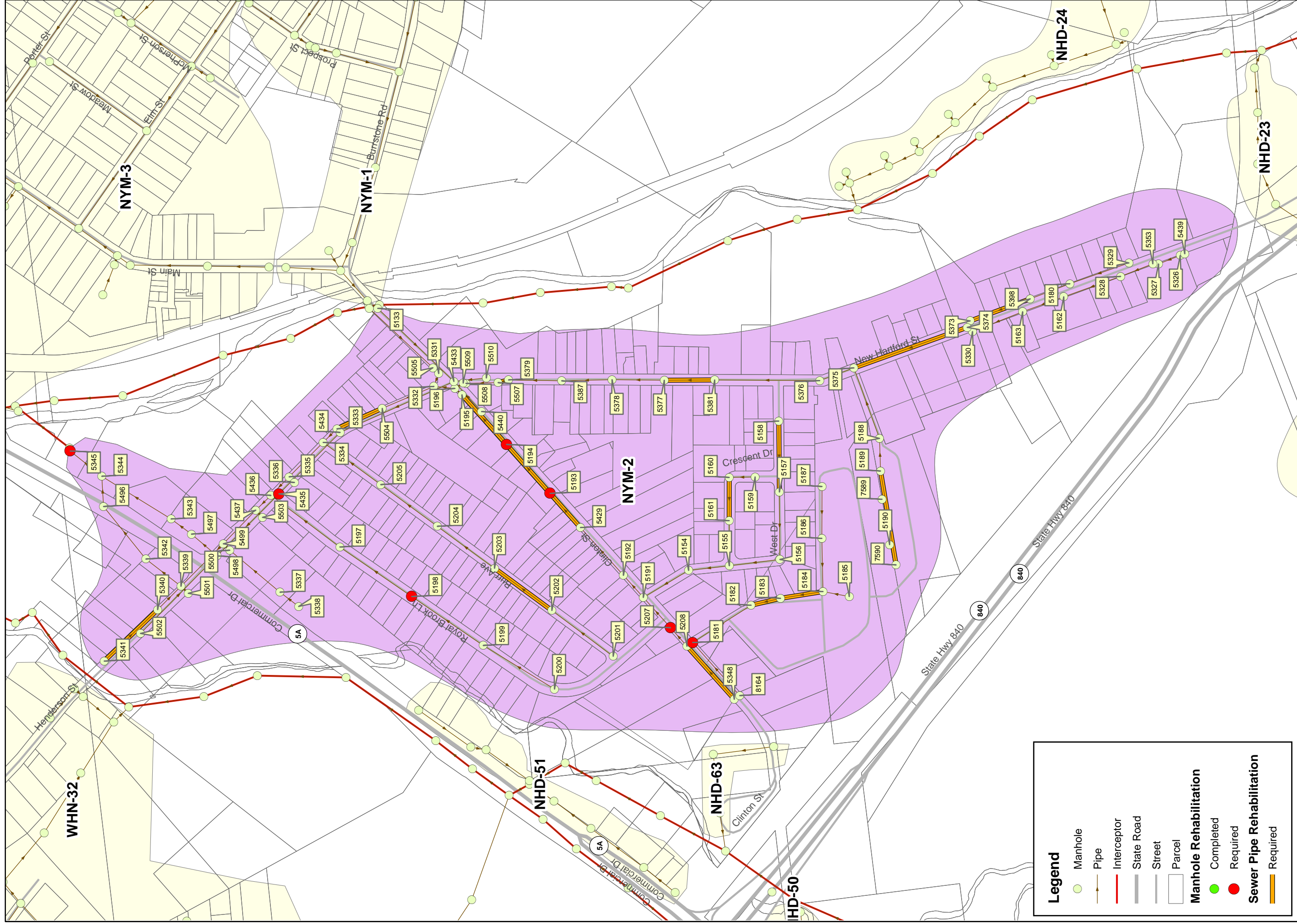


BROWN AND CALDWELL

July 2010



**Sauquoit Creek Pumping Station Basin
RDI/I Reduction Project Locations
New York Mills - NYM-1**



Legend

- Manhole
- Pipe
- Interceptor
- State Road
- Street
- Parcel

Manhole Rehabilitation

- Completed
- Required

Sewer Pipe Rehabilitation

- Required

Scale:
 1 inch = 400 feet
 0 200 400 800 Feet



**Sauquoit Creek Pumping Station Basin
 RDI/I Reduction Project Locations
 New York Mills - NYM-2**

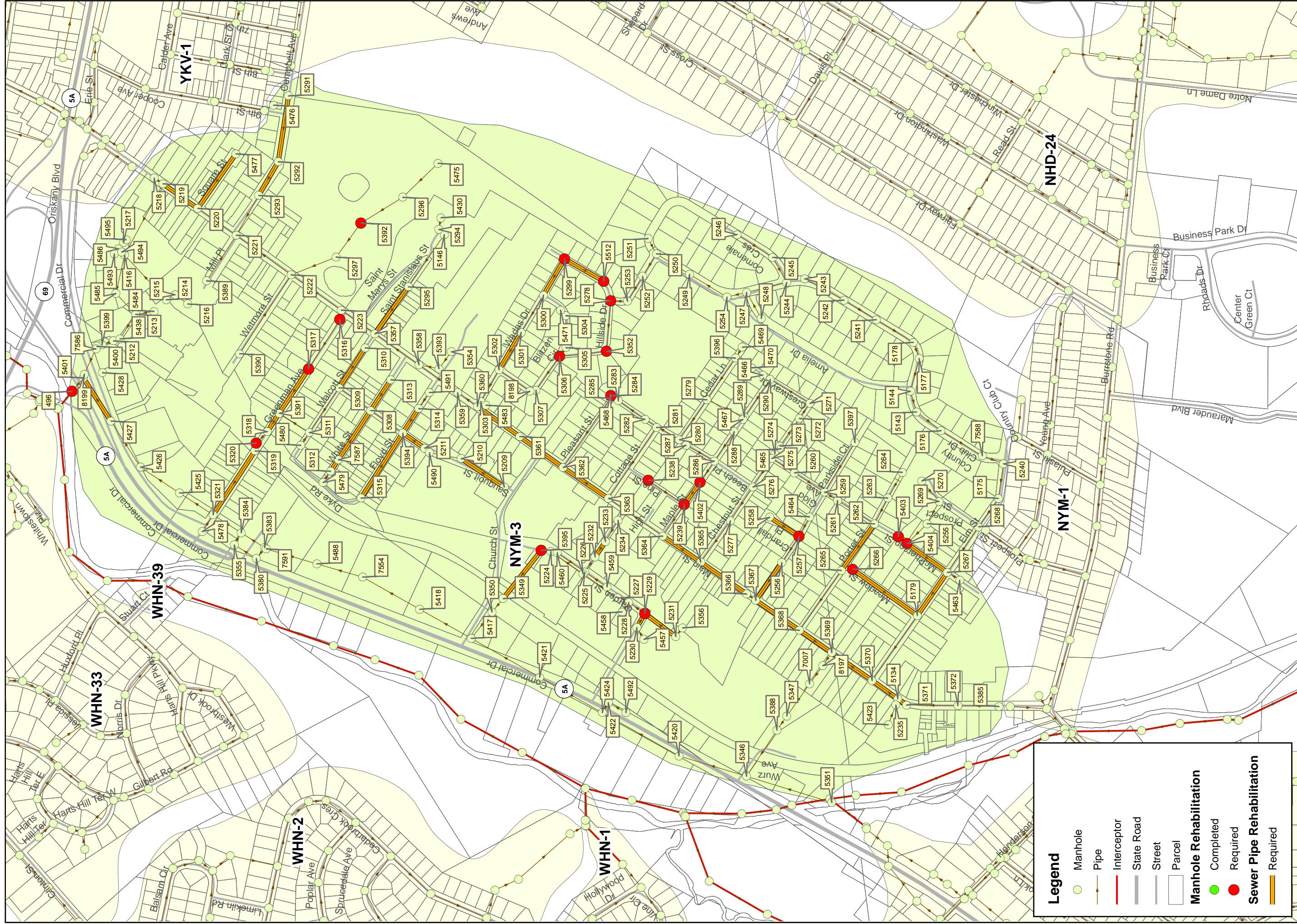
STEARNS & WHEELER
 CLIENTS' PEOPLE PERFORMANCE

BROWN AND CALDWELL

July 2010

GHD

SHUMAKER
 Consulting Engineers & Land Surveyors, P.C.



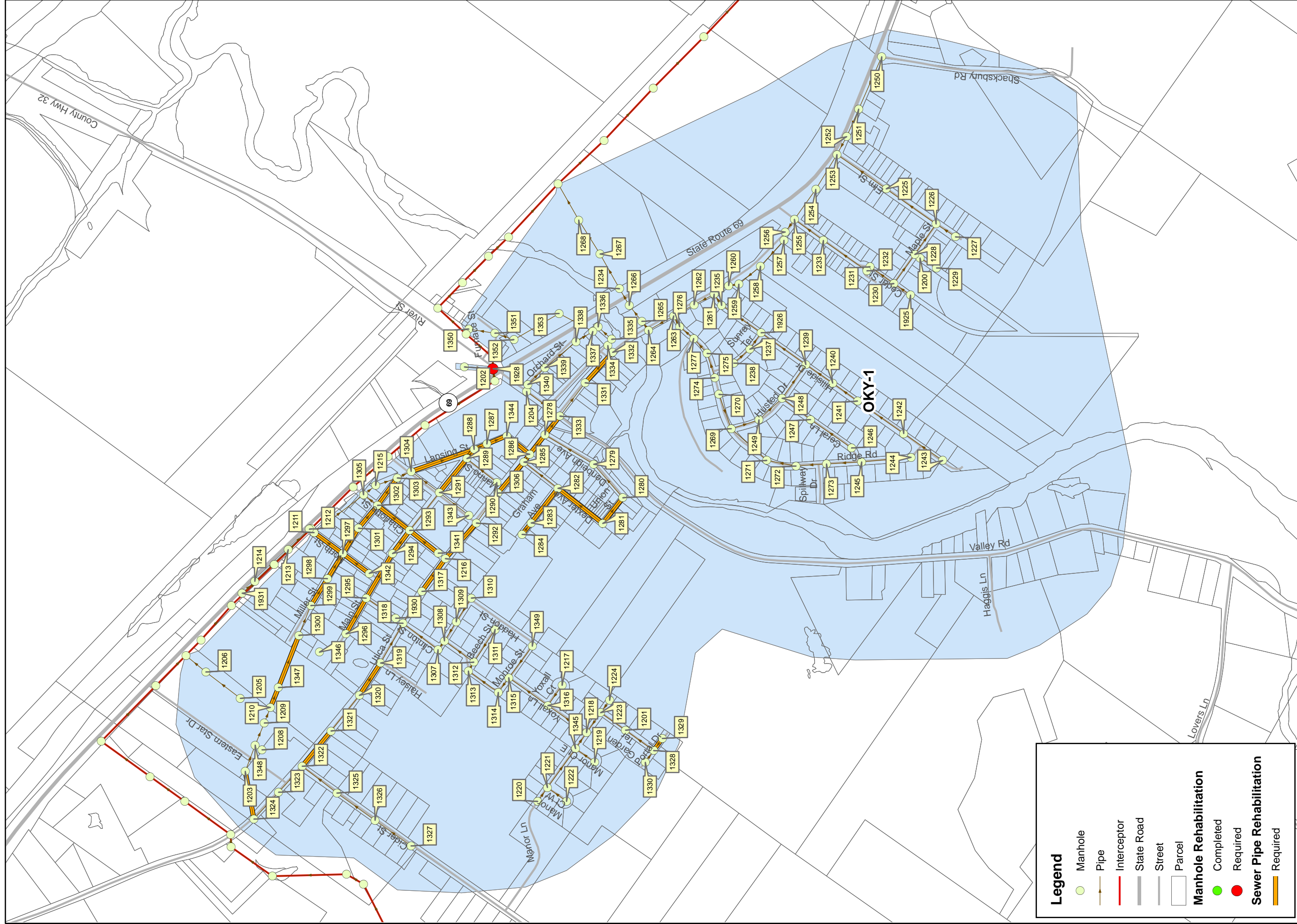
Sauquoit Creek Pumping Station Basin RDI/I Reduction Project Locations New York Mills - NYM-3






 CLIENTS' PEOPLE PERFORMANCE

Scale: 1 inch = 600 feet
 0 300 600 1,200 Feet



Legend

- Manhole
- Pipe
- Interceptor
- State Road
- Street
- ▭ Parcel

Manhole Rehabilitation

- Completed
- Required

Sewer Pipe Rehabilitation

- Required

Scale:

1 inch = 600 feet

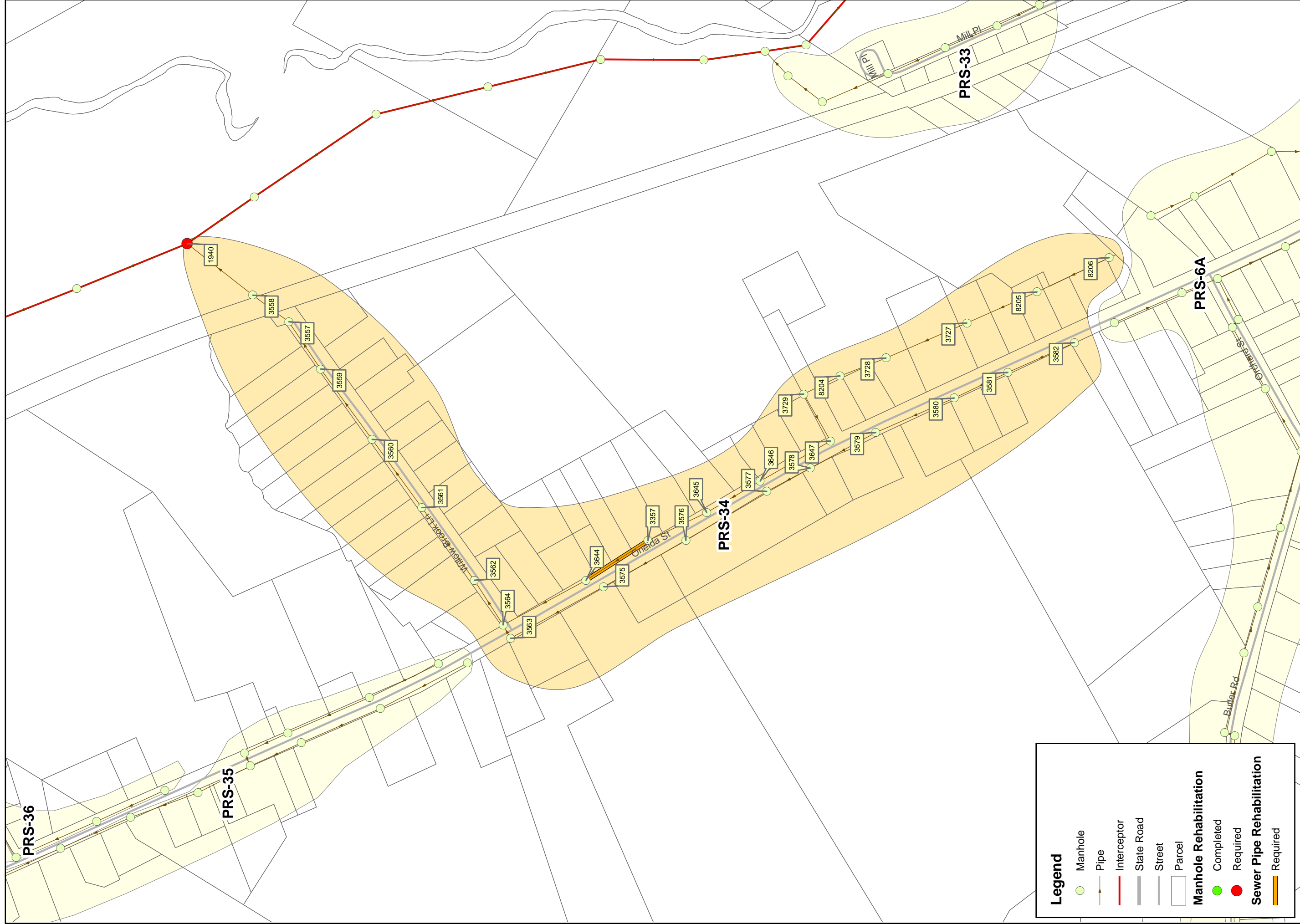


Sauquoit Creek Pumping Station Basin RDI/I Reduction Project Locations Oriskany - OKY - 1

STEARNS & WHEELER
CLIENTS' PEOPLE PERFORMANCE



July 2010



Legend

- Manhole
- Pipe
- Interceptor
- State Road
- Street
- Parcel

Manhole Rehabilitation

- Completed
- Required

Sewer Pipe Rehabilitation

- Required



Scale:
1 inch = 300 feet

0 150 300 600 Feet

**Sauquoit Creek Pumping Station Basin
RDI/I Reduction Project Locations
Paris - PRS-34**

STEARNS & WHEELER
CLIENTS | PEOPLE | PERFORMANCE

BROWN AND CALDWELL

July 2010

GHD SHUMAKER
Consulting Engineers & Land Surveyors, P.C.



Legend

- Manhole
- Pipe
- Interceptor
- State Road
- Street
- Parcel

Manhole Rehabilitation

- Completed
- Required

Sewer Pipe Rehabilitation

- Required

Scale:
1 inch = 200 feet

0 100 200 400 Feet



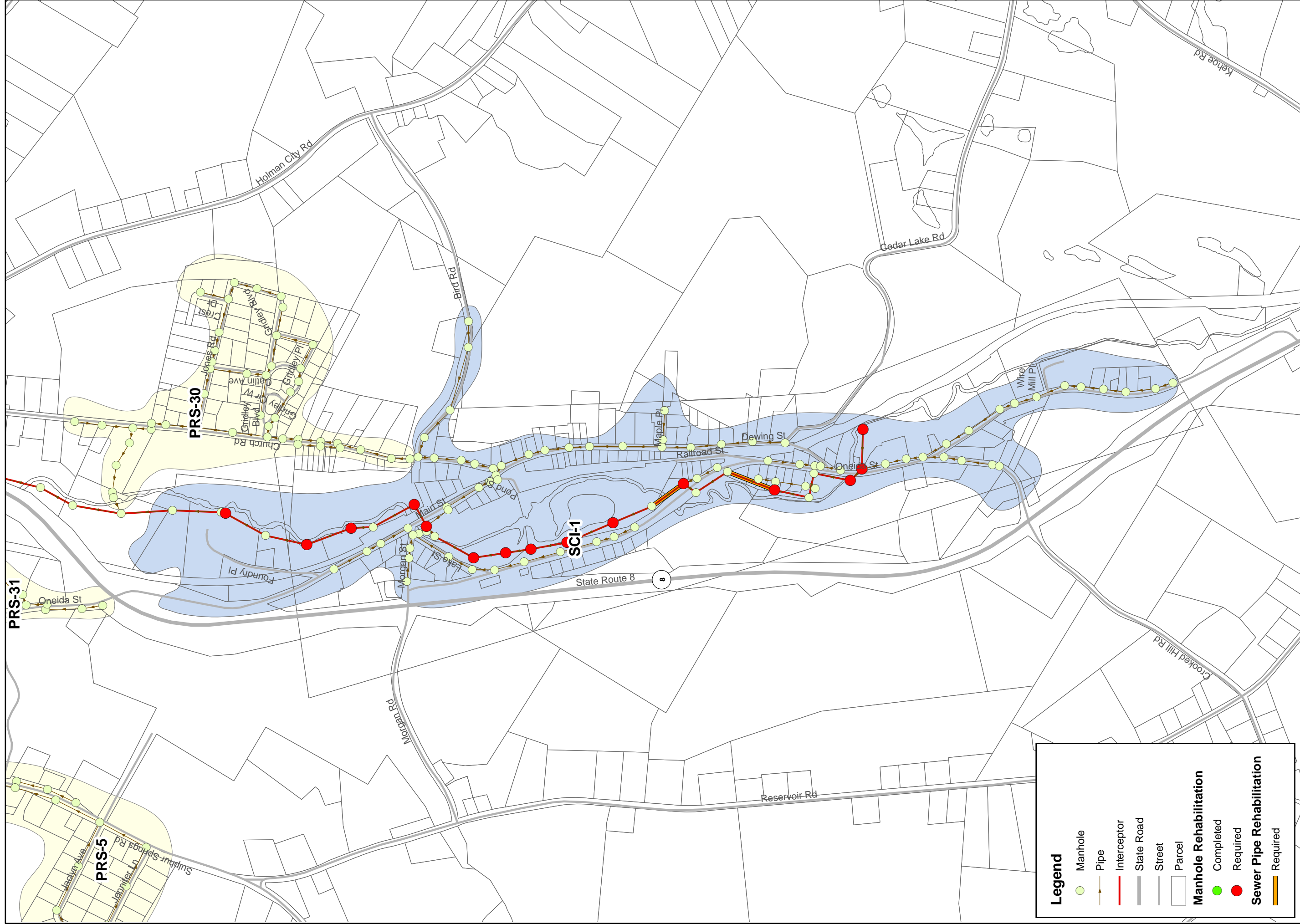
STEARNS & WHEELER
CLIENTS | PEOPLE | PERFORMANCE

BROWN AND CALDWELL

July 2010

GH D SHUMAKER
Consulting Engineers & Land Surveyors, P.C.

**Sauquoit Creek Pumping Station Basin
RDI/I Reduction Project Locations
Paris - PRS-35**



Legend

- Manhole
- Pipe
- Interceptor
- State Road
- Street
- Parcel

Manhole Rehabilitation

- Completed
- Required

Sewer Pipe Rehabilitation

- Required



Scale:
1 inch = 700 feet

0 350 700 1,400 Feet

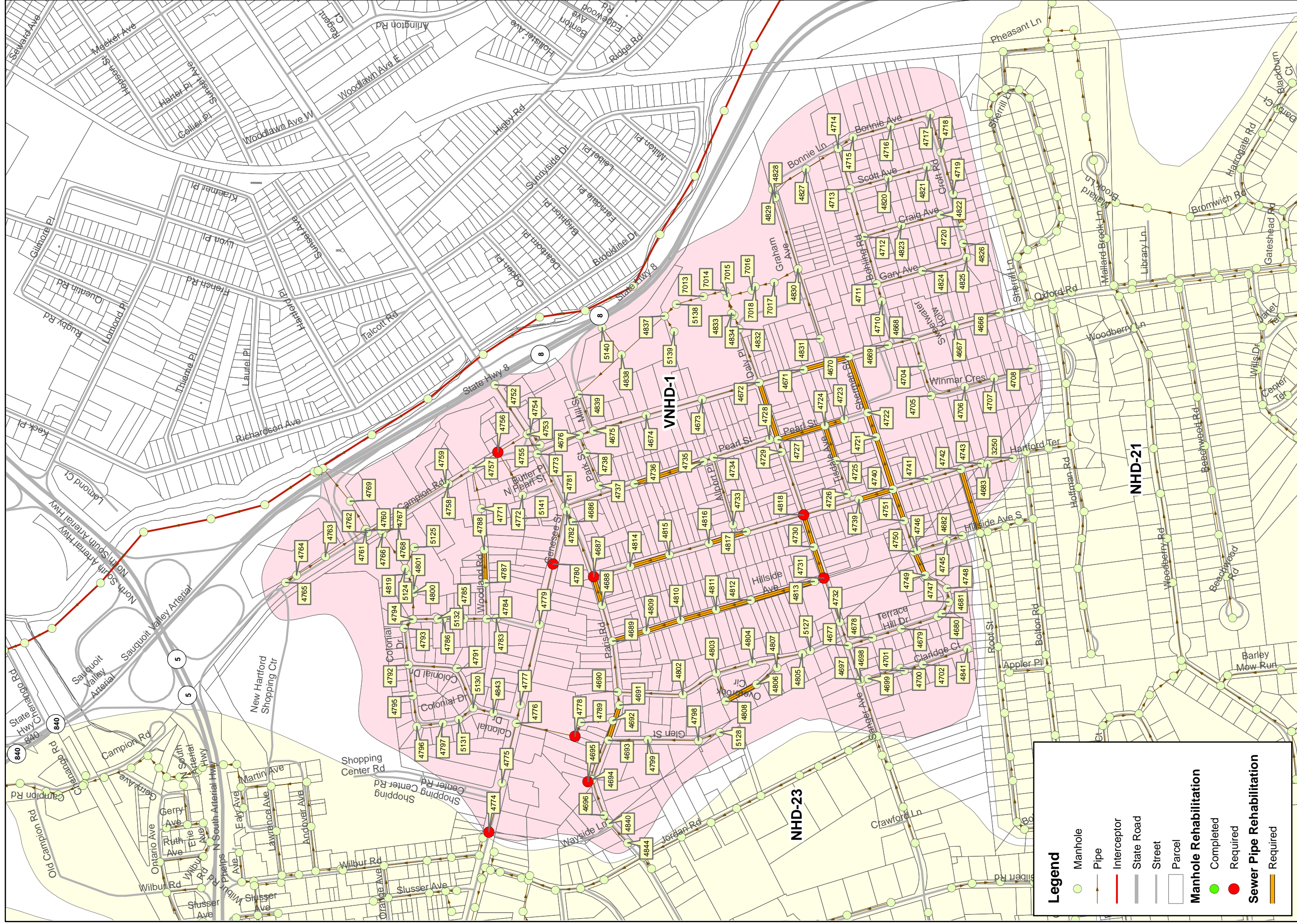
STEARNS & WHEELER
CLIENTS PEOPLE PERFORMANCE

BROWN AND CALDWELL

July 2010

SHUMAKER
Consulting Engineers & Land Surveyors, P.C.

**Sauquoit Creek Pumping Station Basin
RDI/I Reduction Project Locations
Sauquoit - SCI-1**



Sauquoit Creek Pumping Station Basin RDI/I Reduction Project Locations Village of New Hartford - VNHD-1



STEARNS & WHEELER
CLIENTS PEOPLE PERFORMANCE

BROWN AND CALDWELL

July 2010

GHM
SUMMITER
Engineering & Construction, Inc.

Scale:
1 inch = 600 feet

0 300 600 1,200 Feet

Legend

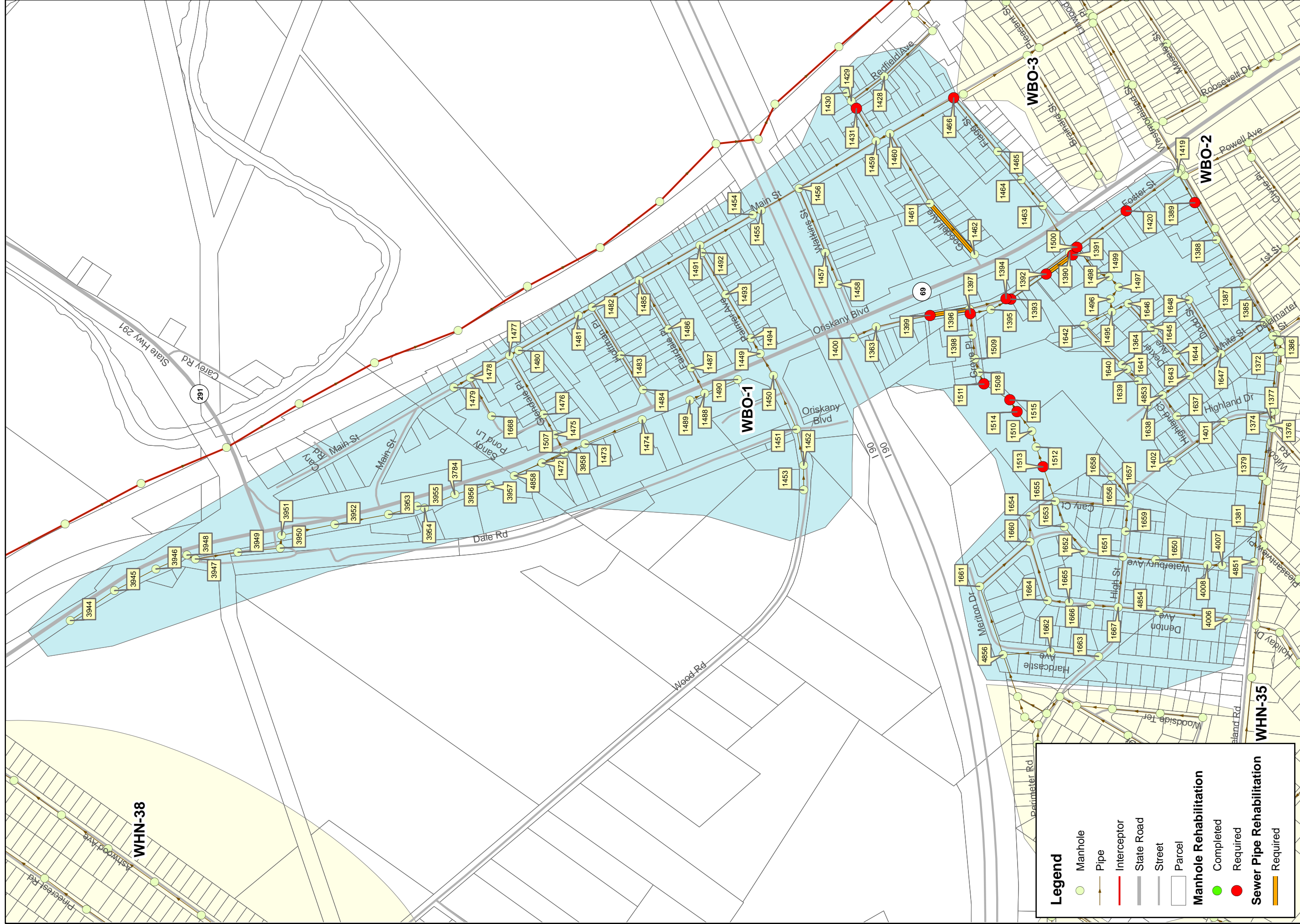
- Manhole
- Pipe
- Interceptor
- State Road
- Street
- Parcel

Manhole Rehabilitation

- Completed
- Required

Sewer Pipe Rehabilitation

- Required



Sauquoit Creek Pumping Station Basin RDI/I Reduction Project Locations Whitesboro - WBO-1



STEARNS & WHEELER
CLIENTS' PEOPLE PERFORMANCE

BROWN AND CALDWELL

July 2010

SHUMAKER
Consulting Engineers & Land Surveyors, P.C.

Scale:
1 inch = 500 feet

0 250 500 1,000 Feet

Legend

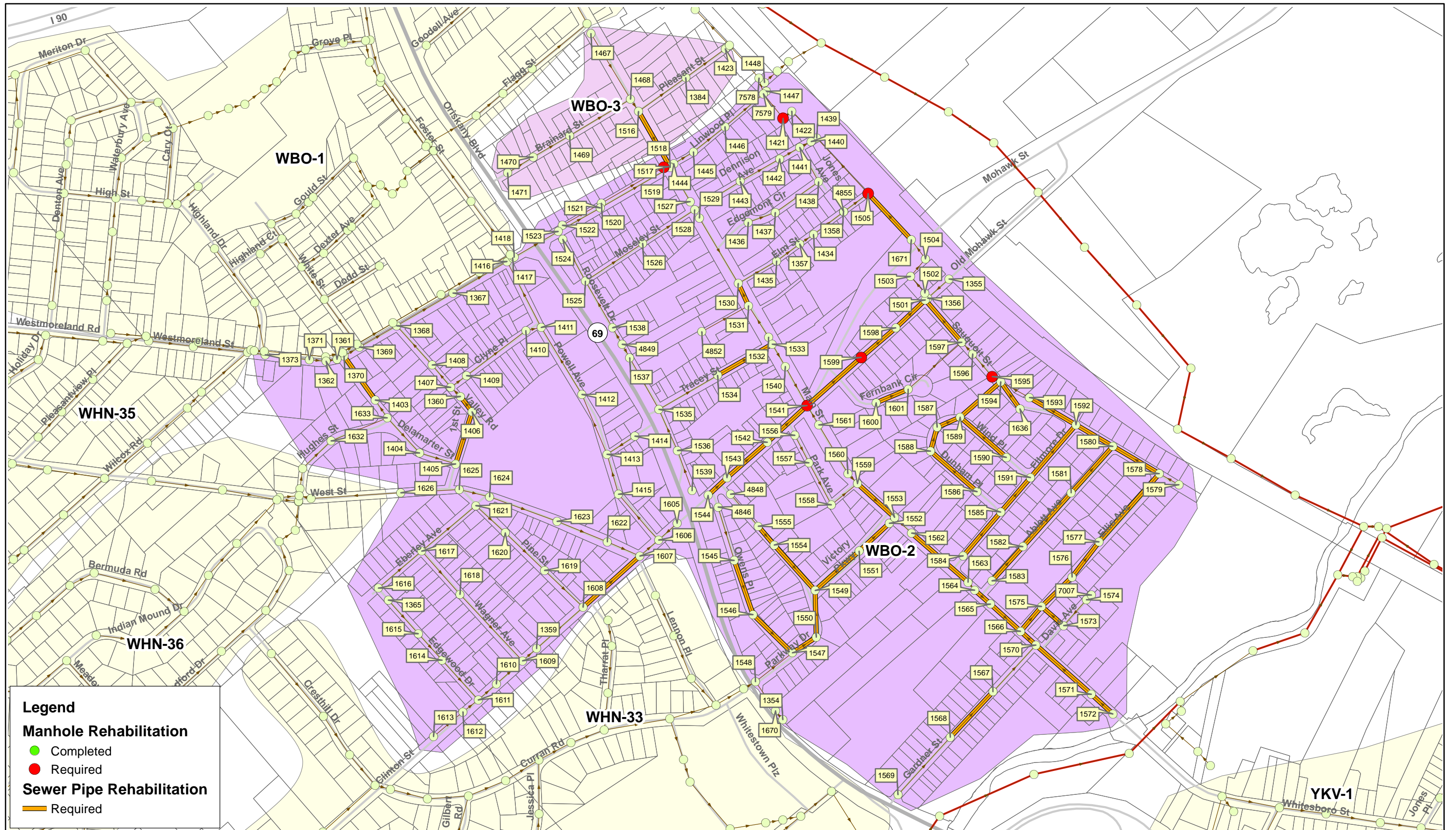
- Manhole: Green circle
- Pipe: Brown line
- Interceptor: Red line
- State Road: Grey line
- Street: Light grey line
- Parcel: White outline

Manhole Rehabilitation

- Completed: Green circle
- Required: Red circle

Sewer Pipe Rehabilitation

- Required: Orange line



Legend

Manhole Rehabilitation

- Completed
- Required

Sewer Pipe Rehabilitation

- Required

Scale:
1 inch = 500 feet

0 250 500
Feet

- Manhole
- Pipe
- Interceptor
- State Road
- Street
- Parcel



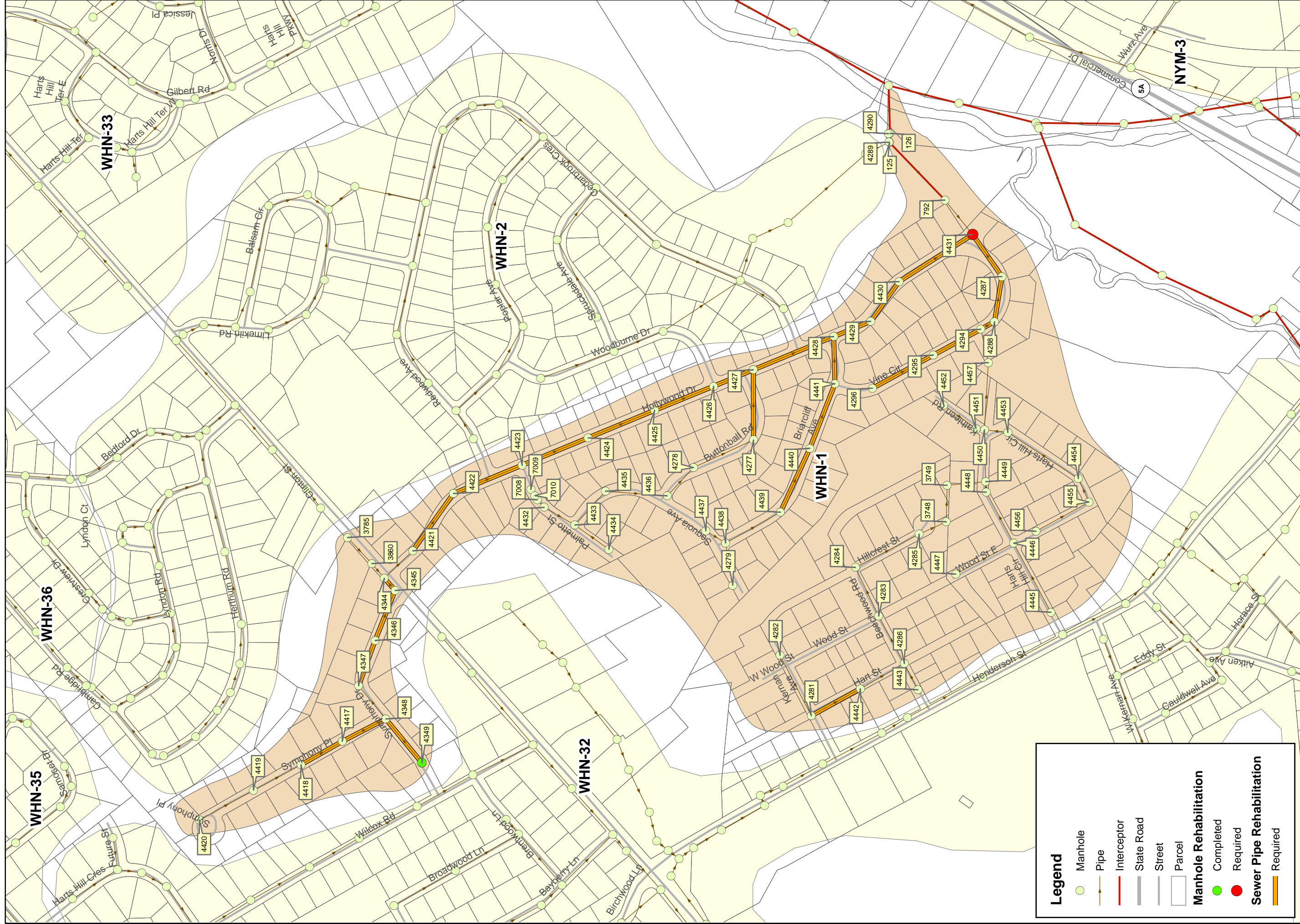
STEARNS & WHEELER
CLIENTS | PEOPLE | PERFORMANCE



July 2010



Sauquoit Creek Pumping Station Basin
RDI/I Reduction Project Locations
Whitesboro - WBO-2 & 3



Legend

- Manhole
- Pipe
- Interceptor
- State Road
- Street
- Parcel

Manhole Rehabilitation

- Completed
- Required

Sewer Pipe Rehabilitation

- Required



Scale:
1 inch = 400 feet

0 200 400 Feet

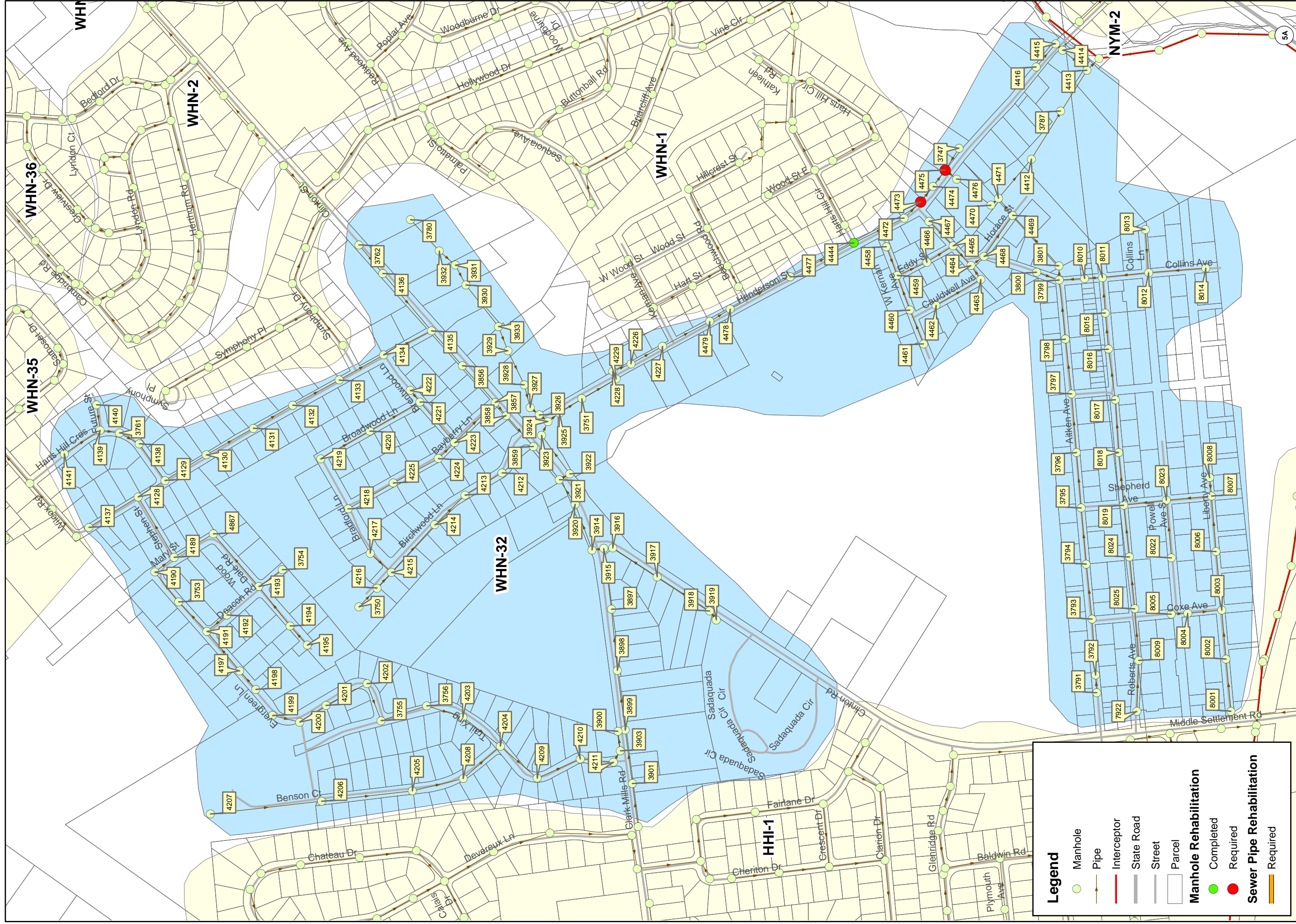
STEARNS & WHEELER
CLIENTS' PEOPLE PERFORMANCE

BROWN AND CALDWELL

July 2010

SHUMAKER
Sewer Engineering & Construction, Inc.

**Sauquoit Creek Pumping Station Basin
RDI/I Reduction Project Locations
Whitestown - WHN-1**



Legend

- Manhole
- Pipe
- Interceptor
- State Road
- Street
- Parcel

Manhole Rehabilitation

- Completed
- Required

Sewer Pipe Rehabilitation

- Required



Scale:
1 inch = 500 feet

0 250 500 Feet

STEARNS & WHEELER
CLIENTS PEOPLE PERFORMANCE

BROWN AND CALDWELL

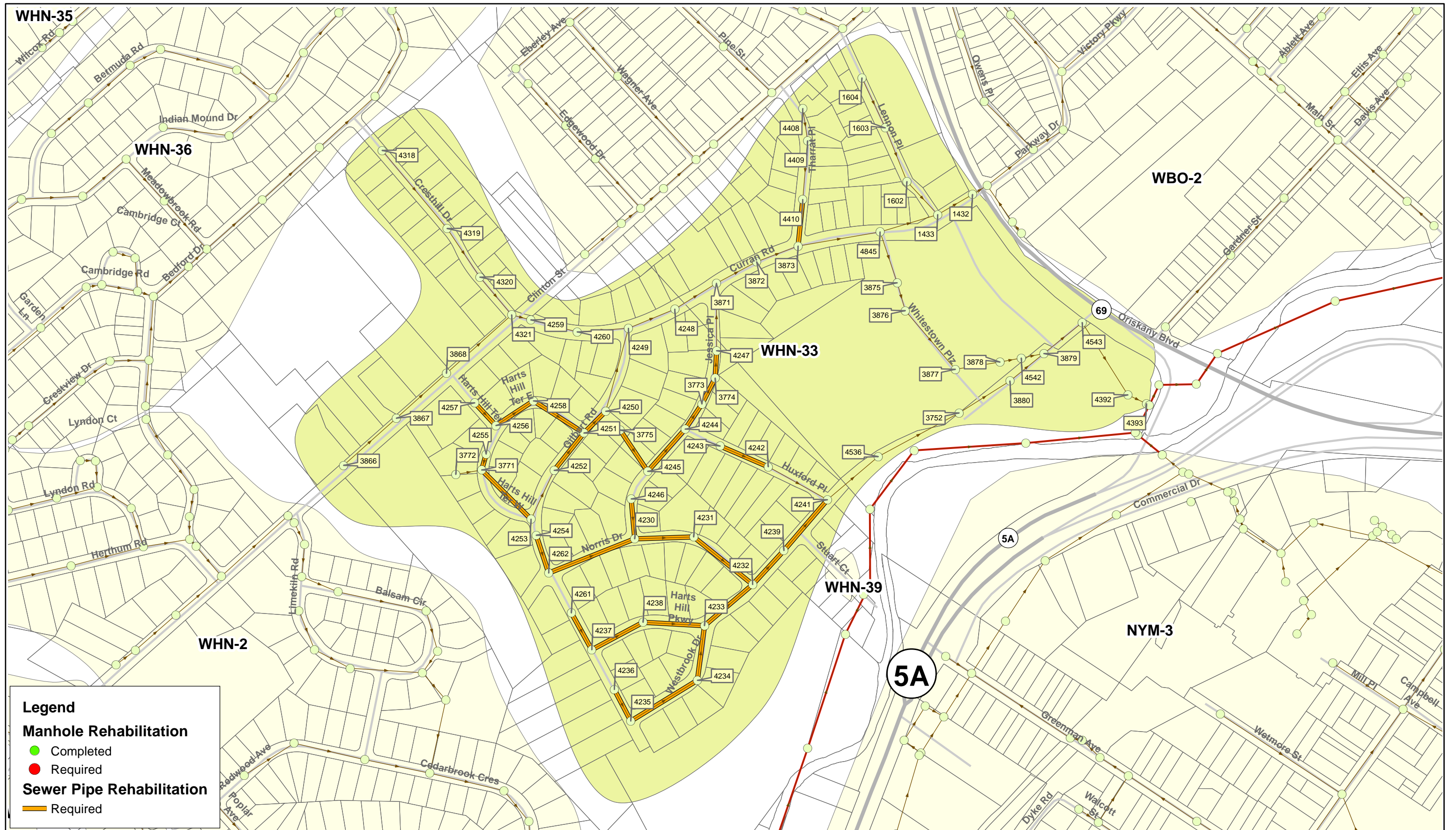
July 2010

SHUMAKER
Consulting Engineers & Land Surveyors, P.C.

Sauquoit Creek Pumping Station Basin

RDI/I Reduction Project Locations

Whitestown - WHN-32



Legend

Manhole Rehabilitation

- Completed
- Required

Sewer Pipe Rehabilitation

- ▬ Required

Scale:
1 inch = 400 feet

0 200 400
Feet

- Manhole
- ▬ Pipe
- ▬ Interceptor
- ▬ State Road
- ▬ Street
- ▭ Parcel



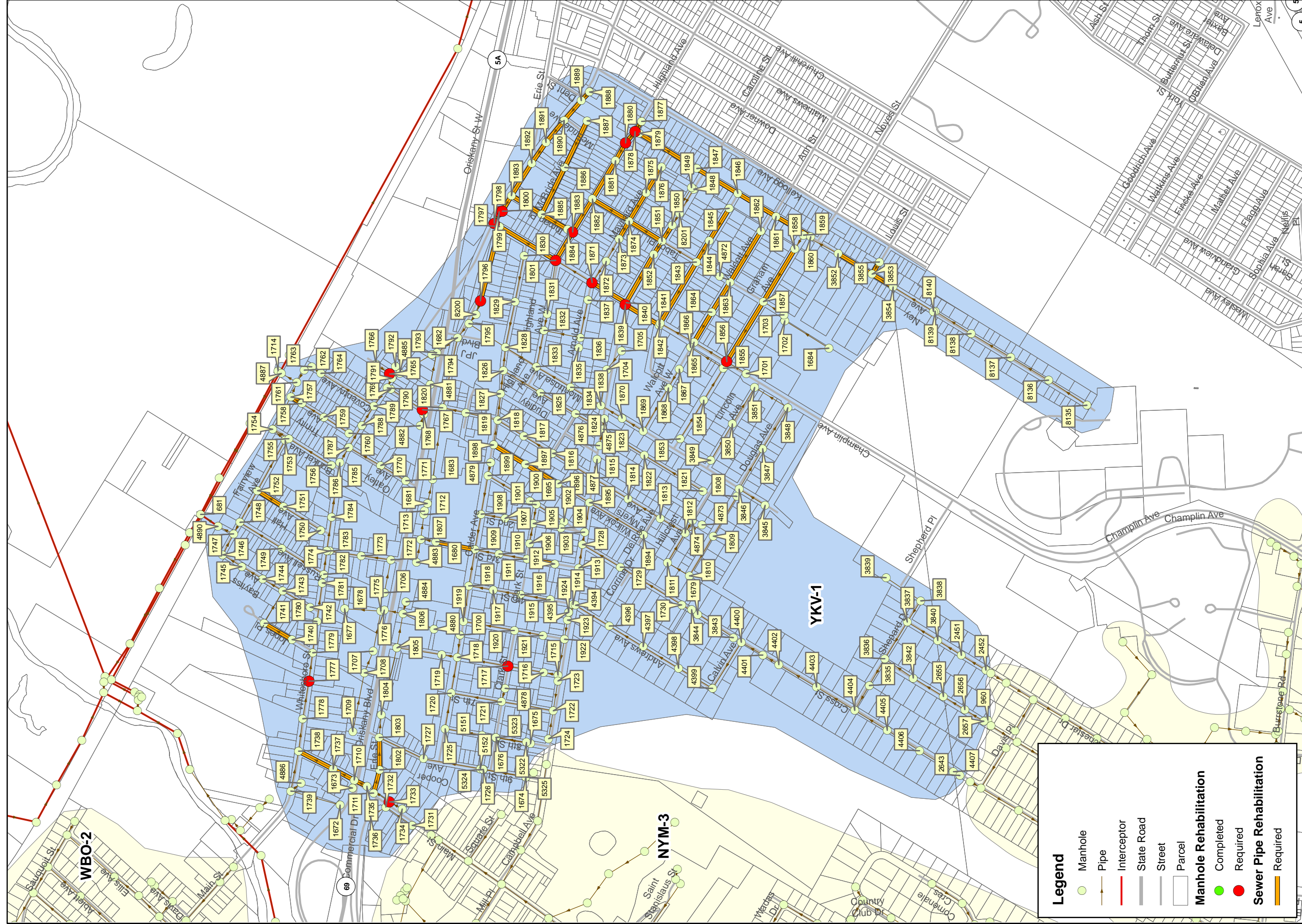
STEARNS & WHEELER
CLIENTS | PEOPLE | PERFORMANCE



July 2010



Sauquoit Creek Pumping Station Basin
RDI/I Reduction Project Locations
Whitestown - WHN-33



Sauquoit Creek Pumping Station Basin RDI/I Reduction Project Locations Yorkville - YKV-1



STEARNS & WHEELER
CLIENTS PEOPLE PERFORMANCE

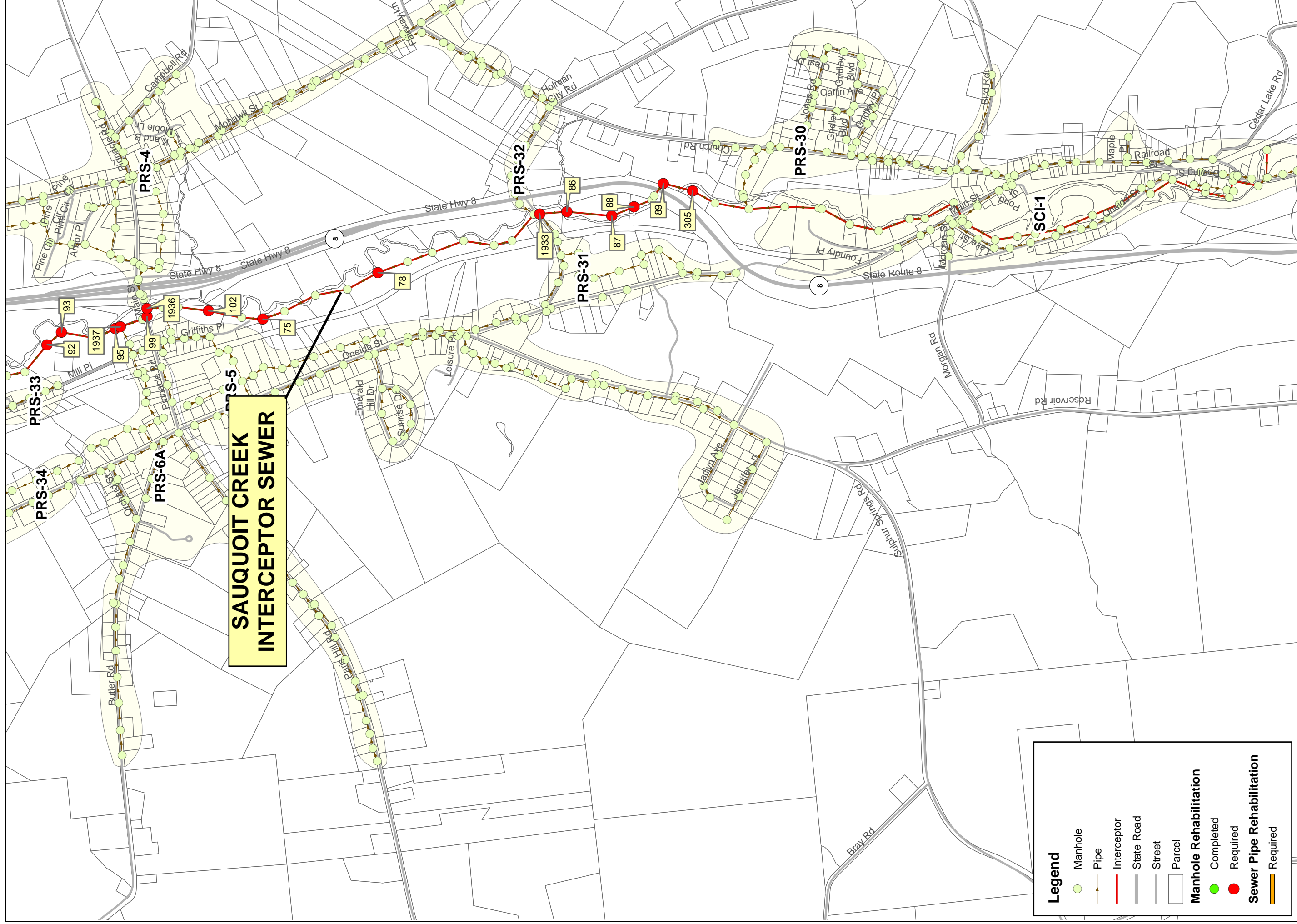
BROWN AND CALDWELL

July 2010

SHUMAKER
Engineering & Construction, Inc.

Scale:
1 inch = 700 feet

0 350 700 Feet



**SAUQUOIT CREEK
INTERCEPTOR SEWER**

Legend

- Manhole
- Pipe
- Interceptor
- State Road
- Street
- Parcel

Manhole Rehabilitation

- Completed
- Required

Sewer Pipe Rehabilitation

- Required

Scale:

1 inch = 1,000 feet



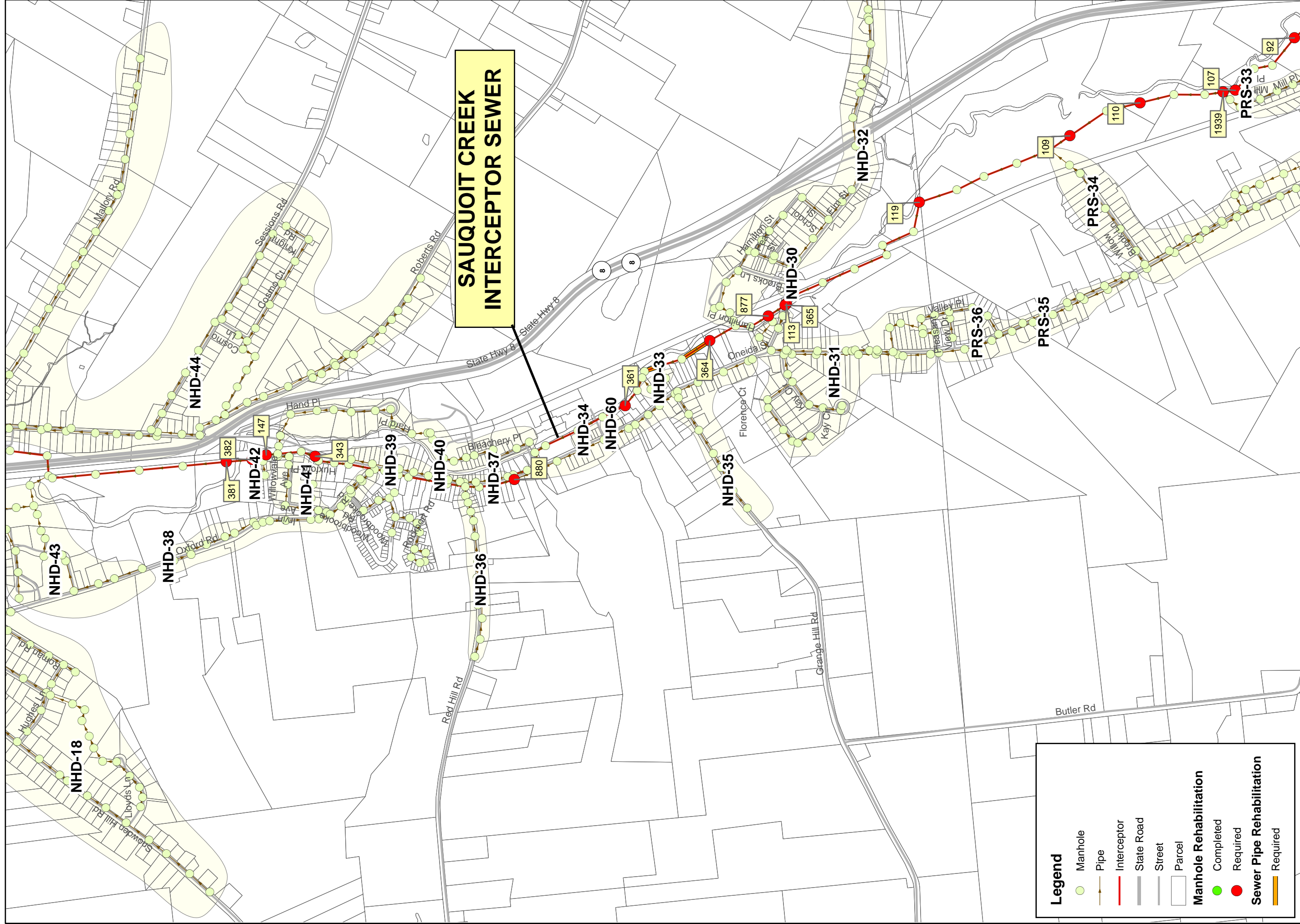
STEARNS & WHEELER
CLIENTS | PEOPLE | PERFORMANCE



July 2010

BROWN AND CALDWELL

**Sauquoit Creek Pumping Station Basin
RDI/I Reduction Project Locations
OCSD - 1**



**SAUQUOIT CREEK
INTERCEPTOR SEWER**

Legend

- Manhole
- Pipe
- Interceptor
- State Road
- Street
- Parcel

Manhole Rehabilitation

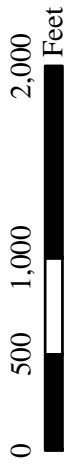
- Completed
- Required

Sewer Pipe Rehabilitation

- Required

Scale:

1 inch = 1,000 feet



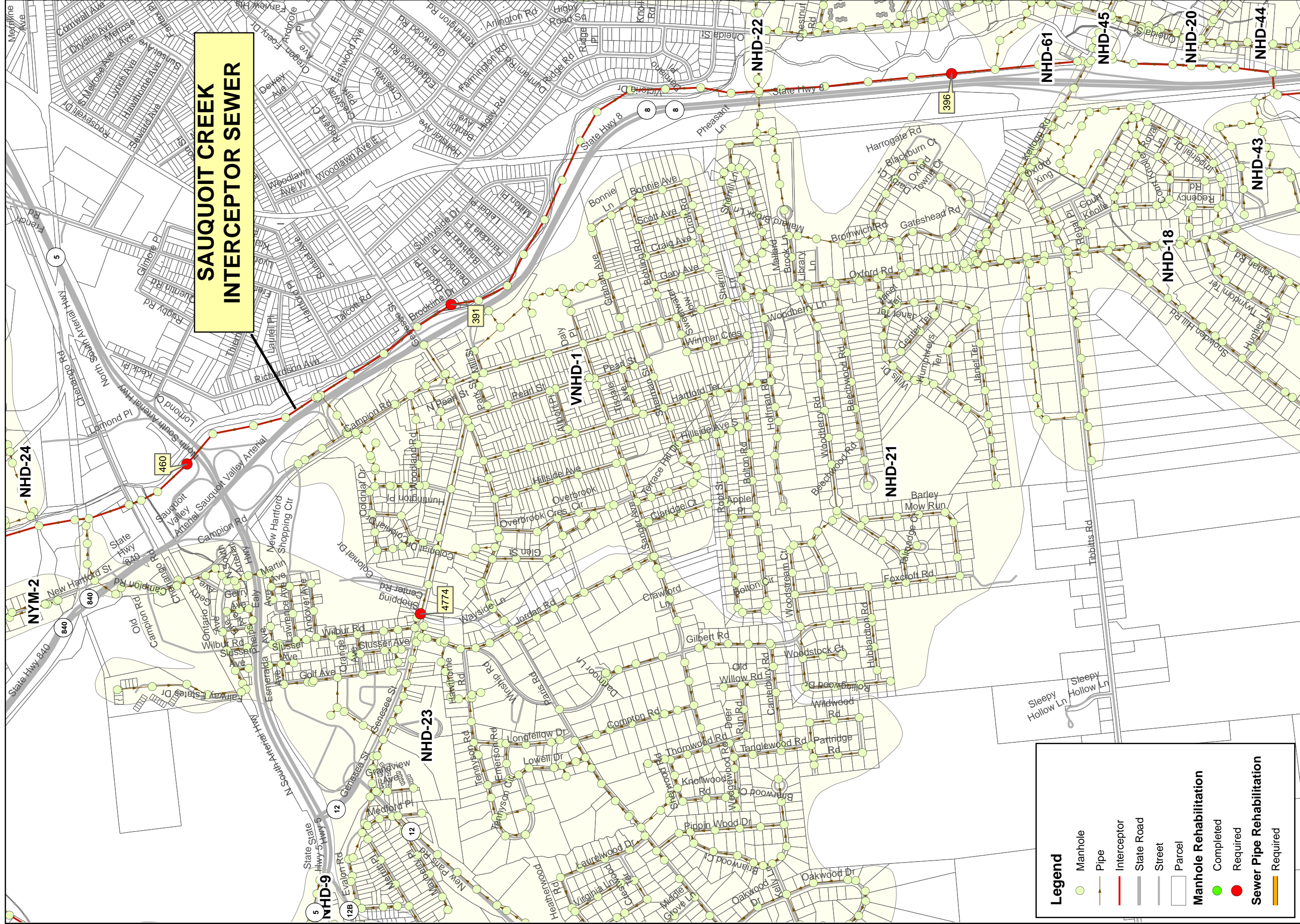
STEARNS & WHEELER
CLIENTS' PEOPLE PERFORMANCE



BROWN AND CALDWELL

July 2010

**Sauquoit Creek Pumping Station Basin
RDI/I Reduction Project Locations
OCSD - 2**



**SAUQUOIT CREEK
INTERCEPTOR SEWER**

NHD-23

Legend

- Manhole
- Pipe
- Interceptor
- State Road
- Street
- Parcel

Manhole Rehabilitation

- Completed
- Required

Sewer Pipe Rehabilitation

- Required



Scale:
1 inch = 1,000 feet

0 500 1,000 2,000 Feet

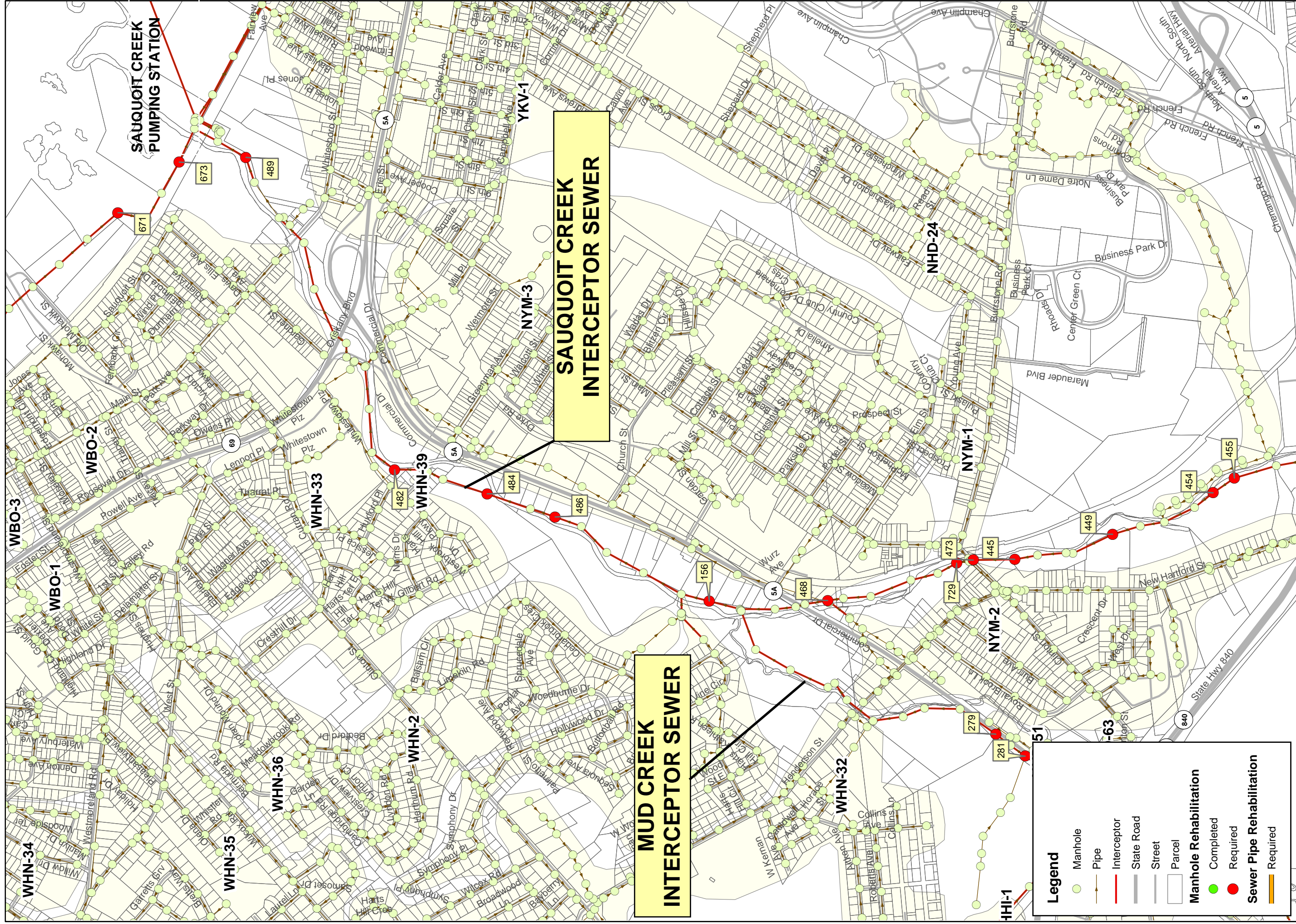
STEARNS & WHEELER
CLIENTS' PEOPLE PERFORMANCE

BROWN AND CALDWELL

July 2010


SHUMAKER
Engineering & Construction, Inc.

**Sauquoit Creek Pumping Station Basin
RDI/I Reduction Project Locations
OCSD - 3**



Sauquoit Creek Pumping Station Basin RDI/I Reduction Project Locations OCSD - 4




July 2010

Scale:
 1 inch = 1,000 feet
 0 500 1,000 2,000 Feet

Legend

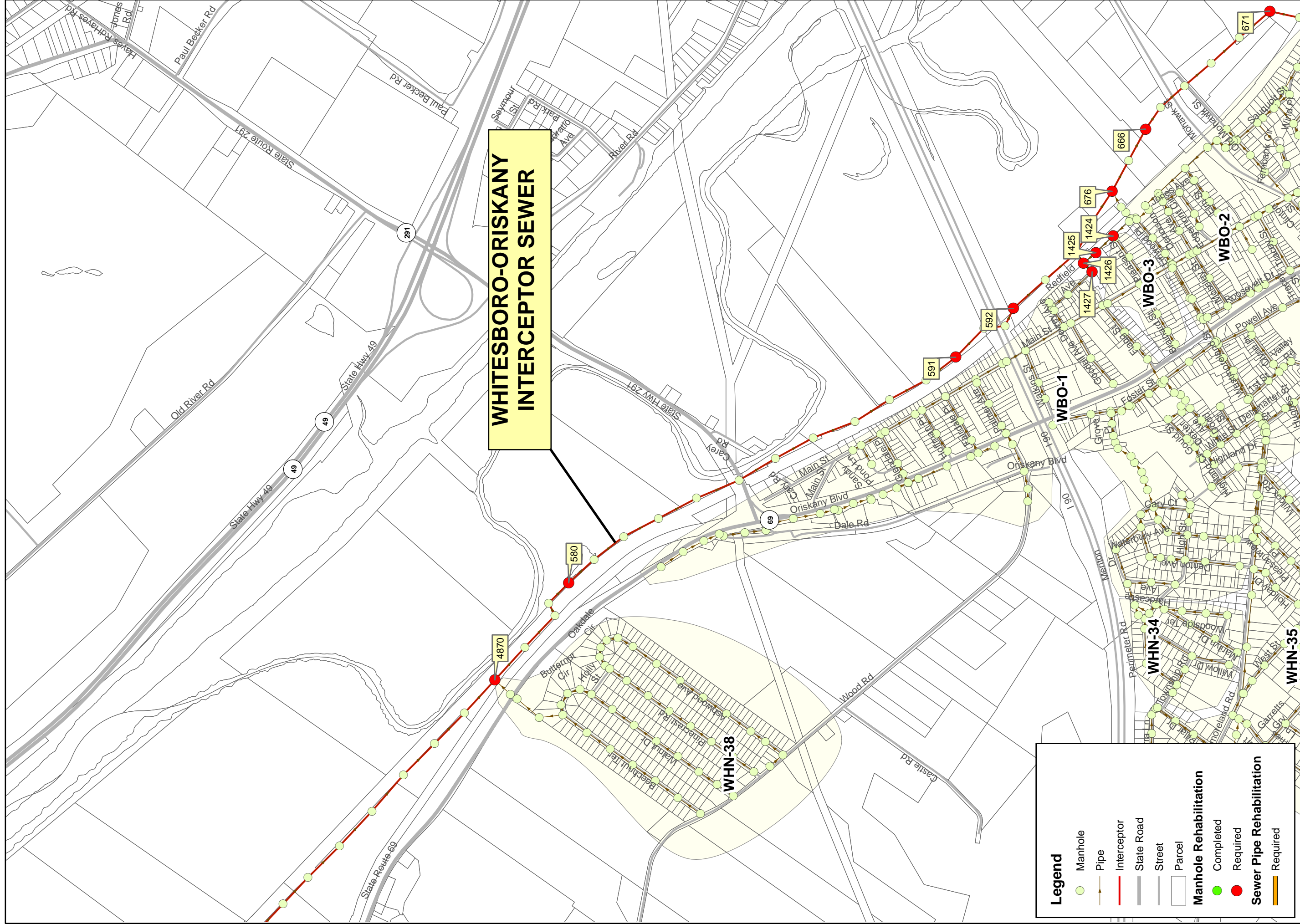
- Manhole
- Pipe
- Interceptor
- State Road
- Street
- Parcel

Manhole Rehabilitation

- Completed
- Required

Sewer Pipe Rehabilitation

- Required
- Completed



**WHITESBORO-ORISKANY
INTERCEPTOR SEWER**

Legend

- Manhole
- Pipe
- Interceptor
- State Road
- Street
- ▭ Parcel

Manhole Rehabilitation

- Completed
- Required

Sewer Pipe Rehabilitation

- Required



Scale:
1 inch = 1,000 feet

0 500 1,000 2,000 Feet

STEARNS & WHEELER
CLIENTS' PEOPLE PERFORMANCE

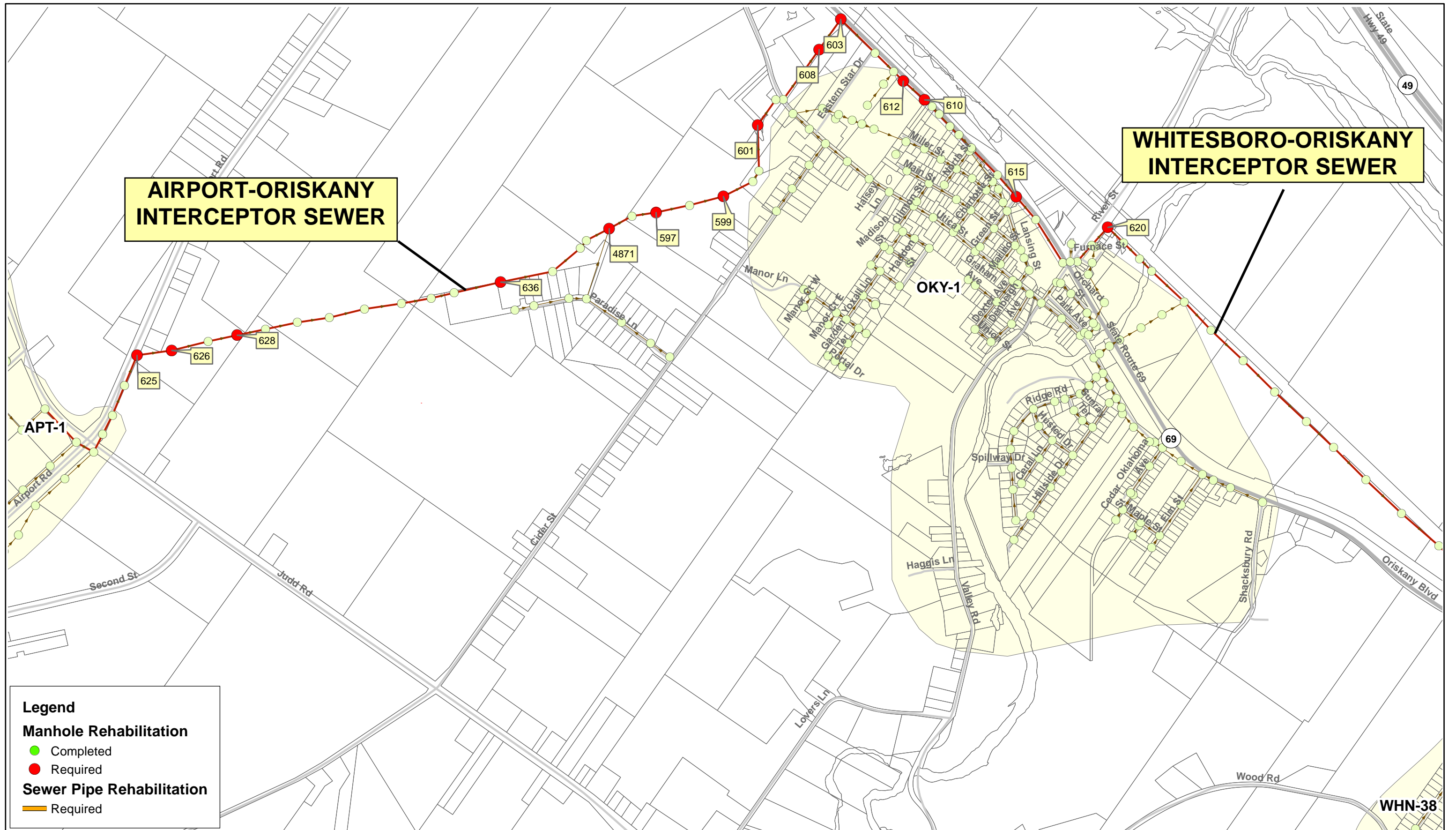
BROWN AND CALDWELL

July 2010

GHD

SHUMAKER
Sewerage, Stormwater & Land Services, Inc.

**Sauquoit Creek Pumping Station Basin
RDI/I Reduction Project Locations
OCSD - 5**



AIRPORT-ORISKANY INTERCEPTOR SEWER

WHITESBORO-ORISKANY INTERCEPTOR SEWER

Legend

Manhole Rehabilitation

- Completed
- Required

Sewer Pipe Rehabilitation

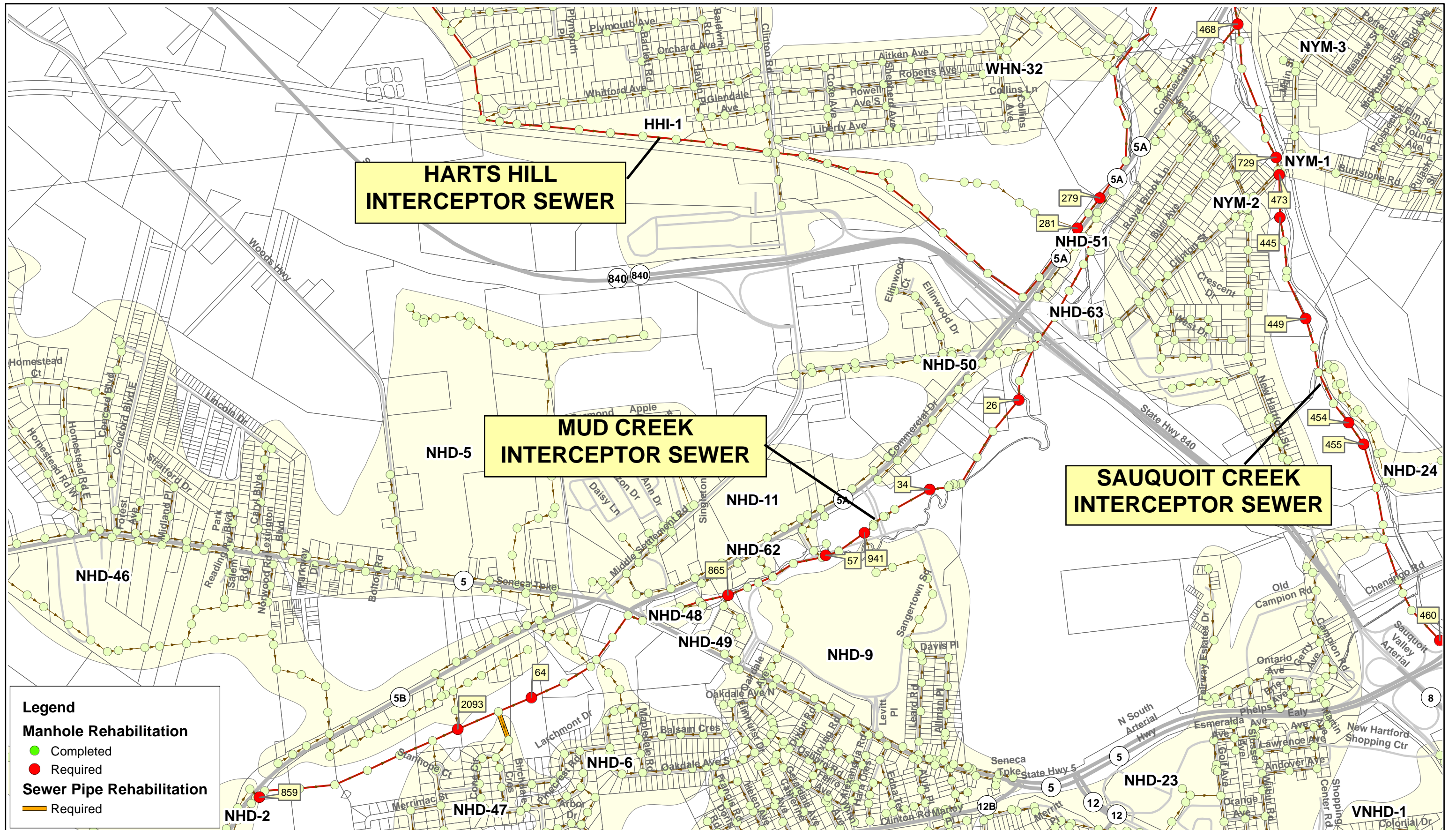
- Required

Scale:
1 inch = 1,000 feet

- Manhole
- Pipe
- Interceptor
- State Road
- Street
- Parcel

July 2010

Sauquoit Creek Pumping Station Basin
RDI/I Reduction Project Locations
OCSD - 6



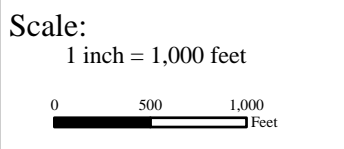
Legend

Manhole Rehabilitation

- Completed
- Required

Sewer Pipe Rehabilitation

- Required



- Manhole
- Pipe
- Interceptor
- State Road
- Street
- Parcel



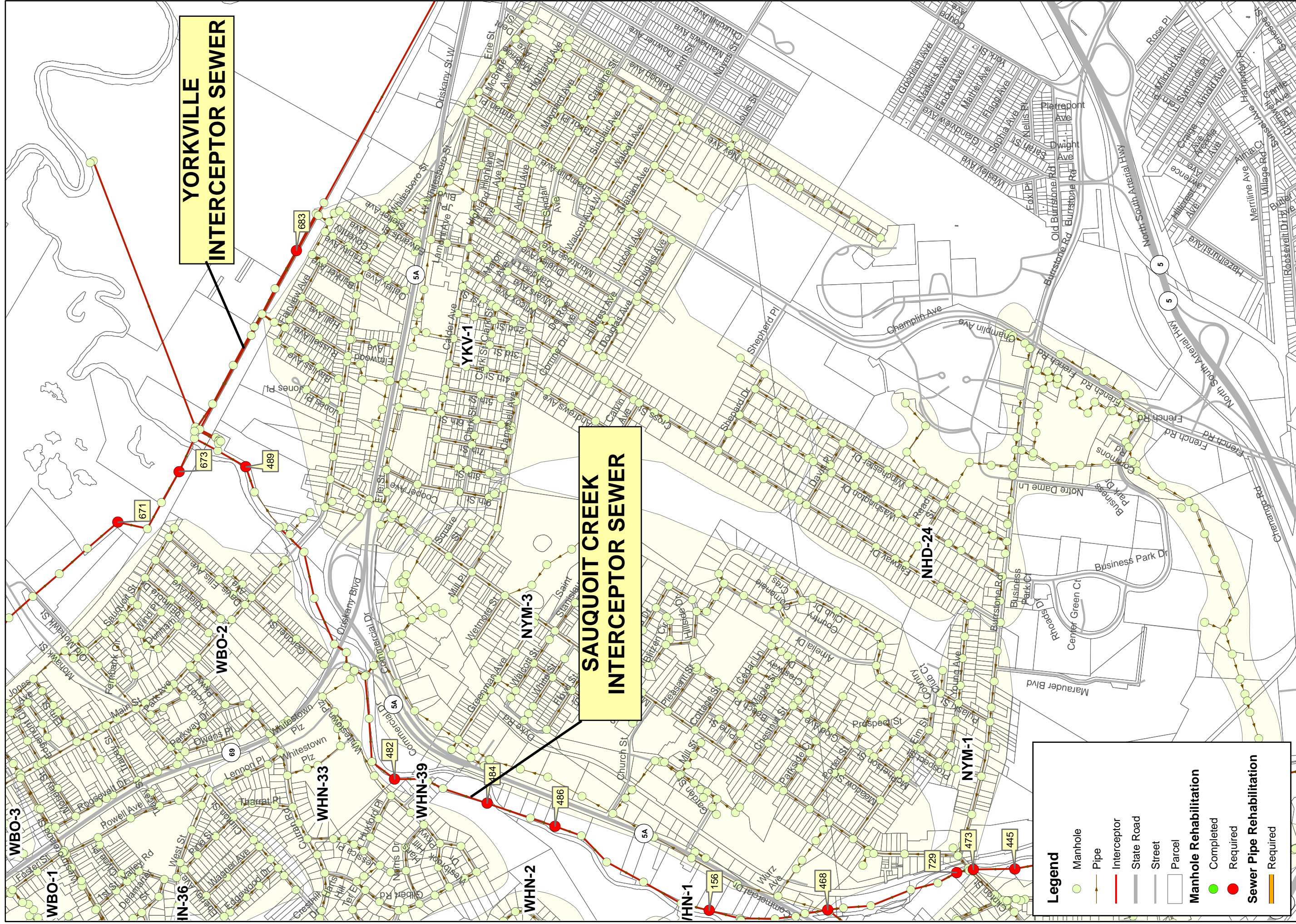
STEARNS & WHEELER
CLIENTS | PEOPLE | PERFORMANCE



July 2010



Sauquoit Creek Pumping Station Basin
RDI/I Reduction Project Locations
OCSD - 7



**YORKVILLE
INTERCEPTOR SEWER**

**SAUQUOIT CREEK
INTERCEPTOR SEWER**

Legend

- Manhole
- Pipe
- Interceptor
- State Road
- Street
- Parcel

Manhole Rehabilitation

- Completed
- Required

Sewer Pipe Rehabilitation

- Required

Scale:

1 inch = 1,000 feet



STEARNS & WHEELER
CLIENTS' PEOPLE PERFORMANCE



July 2010

BROWN AND CALDWELL

**Sauquoit Creek Pumping Station Basin
RDI/I Reduction Project Locations
OCSD - 8**